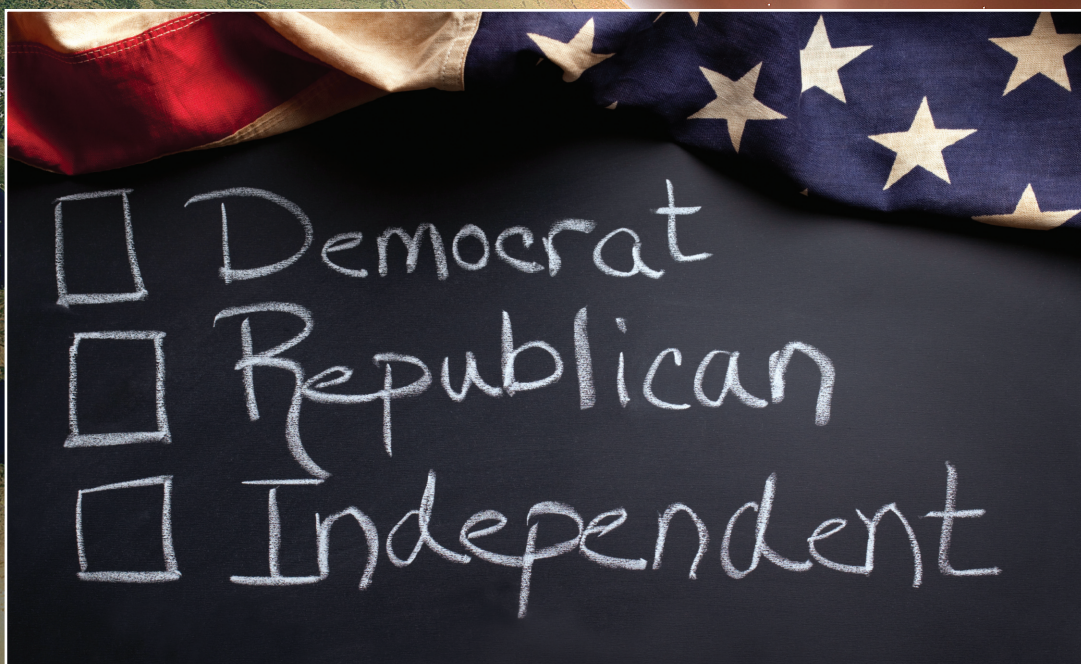


POLITICS & GLOBAL WARMING

April 2019



YALE PROGRAM ON
Climate Change
Communication



GEORGE MASON UNIVERSITY
CENTER for CLIMATE CHANGE
COMMUNICATION

Table of Contents

Introduction	2
Reading Notes.....	3
Executive Summary	4
1. The Politics of Global Warming Beliefs	7
2. Who is Responsible for Action on Global Warming?	10
3. Support for Policies to Address the Pollution that Causes Global Warming.....	12
4. Special Policy Section: The Green New Deal.....	20
5. Global Warming as a Voting Issue	26
6. Individual and Collective Action to Reduce Global Warming.....	27
Appendix I: Data Tables	30
Appendix II: Survey Method.....	65
Appendix III: Sample Demographics	66

Introduction

This report is based on findings from a nationally representative survey – *Climate Change in the American Mind* – conducted by the [Yale Program on Climate Change Communication \(climatecommunication.yale.edu\)](http://climatecommunication.yale.edu) and the [George Mason University Center for Climate Change Communication \(climatechangecommunication.org\)](http://climatechangecommunication.org). Interview dates: March 29 – April 8, 2019. Interviews: 1,291 adults (18+), 1,097 of whom are registered to vote. Average margin of error for registered voters: +/- 3 percentage points at the 95% confidence level. The research was funded by the 11th Hour Project, the Endeavor Foundation, the Energy Foundation, the Grantham Foundation, the TomKat Foundation, and the MacArthur Foundation.

Principal Investigators:

Anthony Leiserowitz, PhD
Yale Program on Climate Change Communication
anthony.leiserowitz@yale.edu

Edward Maibach, MPH, PhD
George Mason University Center for Climate Change Communication
emaibach@gmu.edu

Seth Rosenthal, PhD
Yale Program on Climate Change Communication
seth.rosenthal@yale.edu

John Kotcher, PhD
George Mason University Center for Climate Change Communication
jkotcher@gmu.edu

Cite as:

Leiserowitz, A., Maibach, E., Rosenthal, S., Kotcher, J., Ballew, M., Goldberg, M., Gustafson, A., & Bergquist, P. (2019). *Politics & Global Warming, April 2019*. Yale University and George Mason University. New Haven, CT: Yale Program on Climate Change Communication. DOI: 10.17605/OSF.IO/NBJGS

Reading notes

- This report includes only registered voters.
- References to Republicans and Democrats throughout include respondents who initially identify as either a Republican or Democrat, as well as those who do not initially identify as Republicans or Democrats but who say they "are closer to" one party or the other (i.e., "leaners") in a follow-up question. The category "Independents" does not include any of these "leaners."
- In all tables and charts, bases specified are unweighted, but percentages are weighted.
- For tabulation purposes, percentage points are rounded to the nearest whole number. As a result, percentages in a given chart may total slightly higher or lower than 100%. Summed response categories (e.g., "strongly support" + "somewhat support") are rounded after sums are calculated (e.g., 25.3% + 25.3% = 50.6%, which, after rounding, would be reported as 25% + 25% = 51%).
- Weighted percentages among registered voters of each of the groups discussed in this report:
 - Democrats (total) including leaners: 46%
 - Liberal Democrats: 25%
 - Moderate/Conservative Democrats: 20%
 - (Moderate Democrats: 18%; Conservative Democrats: 3%)
 - Independents excluding leaners: 8%
 - Republicans (total) including leaners: 42%
 - Liberal/Moderate Republicans: 15%
 - (Liberal Republicans: 2%; Moderate Republicans: 13%)
 - Conservative Republicans: 27%
 - No party/Not interested in politics/Refused: 4% (included in results reported for "All Registered Voters" only)
- In the appendix data tables, "--" denotes that there were no responses in that cell, whereas "0" denotes that there were responses, but the value was less than 0.5.

Executive Summary

Drawing on a nationally representative survey ($N = 1,291$; including 1,097 registered voters), this report describes how Democratic, Independent, and Republican registered voters view global warming, climate and energy policies, and personal and collective action.

Global Warming Beliefs and Attitudes

- Most registered voters (70%) think global warming is happening, including 95% of liberal Democrats, 87% of moderate/conservative Democrats, and 63% of liberal/moderate Republicans. Only 38% of conservative Republicans think global warming is happening.
- A majority of registered voters (55%) think global warming is caused mostly by human activities. This includes 86% of liberal Democrats, 71% of moderate/conservative Democrats, but fewer than half of liberal/moderate Republicans (46%), and only 21% of conservative Republicans.
- Six in ten registered voters (61%) are worried about global warming, including 93% of liberal Democrats (an increase of five percentage points since our March 2018 survey), 81% of moderate/conservative Democrats, and 54% of liberal/moderate Republicans. Only about one in five conservative Republicans (21%) are worried, a nine-point decrease since March 2018.

Global Warming and Energy Policies

Respondents were asked how much they support three different strategies governments can use to reduce the pollution that causes global warming. Large majorities of registered voters across the political spectrum support:

- Investing in renewable energy research and infrastructure (which reduces pollution by making clean energy cheaper; 87%)
- Regulating pollution (legally require companies to limit the amount of pollution they emit; 82%)
- Taxing pollution (require companies to pay a tax on the pollution they emit, which encourages them to reduce their emissions; 72%).

Majorities of registered voters also support more specific policies to reduce carbon pollution and promote clean energy. These include:

- **A Revenue-Neutral Carbon Tax.** Described as: “Requiring fossil fuel companies to pay a carbon tax and using the money to reduce other taxes (such as income tax) by an equal amount (67% of registered voters, 85% of Democrats, 66% of Independents, and 46% of Republicans).
- **Fee and Dividend.** Described as: “Requiring fossil fuel companies to pay a fee on carbon pollution, and distributing the money collected to all U.S. citizens, in equal amounts, through monthly dividend checks” (59% of registered voters, 75% of Democrats, 58% of Independents, and 41% of Republicans).
- **The Clean Power Plan.** Described as: “Setting strict carbon dioxide emission limits on existing coal-fired power plants to reduce global warming and improve public health, even if the cost of

electricity to consumers and companies would likely increase” (69% of registered voters, 87% of Democrats, 65% of Independents, and 50% of Republicans).

Large majorities of registered voters also support:

- Funding more research into renewable energy sources such as solar and wind power (86% of registered voters, 96% of Democrats, 75% of Independents, and 77% of Republicans).
- Providing tax rebates to people who purchase energy-efficient vehicles or solar panels (84% of registered voters, 94% of Democrats, 81% of Independents, and 75% of Republicans).
- Regulating carbon dioxide as a pollutant (74% of registered voters, 91% of Democrats, 71% of Independents, and 57% of Republicans).

Fewer registered voters support policies to increase fossil-fuel production:

- About half of registered voters support expanding drilling for oil and natural gas off the U.S. coast (53% of registered voters, 33% of Democrats, 46% of Independents, and 75% of Republicans).
- Only one in three registered voters support drilling for oil in Alaska's Arctic National Wildlife Refuge (33% of registered voters, 19% of Democrats, 34% of Independents, and 50% of Republicans).

Additionally:

- Many registered voters (45%) would support a U.S. president declaring global warming a national emergency if Congress does not act.
- A large majority of registered voters (77%; 94% of Democrats, 72% of Independents, and 59% of Republicans) support schools teaching children about the causes, consequences, and potential solutions to global warming.

The Green New Deal

A broad policy initiative aimed at reducing global warming, the Green New Deal, is supported by a majority of registered voters (69%), including 93% of Democrats, 64% of Independents, and 44% of Republicans. Additionally:

- Majorities of registered voters support paying for the Green New Deal by cutting spending in other areas of government (65%), raising taxes on corporations (64%), and/or raising taxes on the wealthiest households (62%). In contrast, only about one in four of registered voters (24%) support paying for the Green New Deal by adding to the federal budget deficit.
- By a margin of 14 percentage points, registered voters think the Green New Deal would be more likely to increase (35%) than decrease (21%) the total number of jobs in the U.S., but many other registered voters don't know (32%). Similarly, more registered voters think the Green New Deal would help the economy (36%) than hurt the economy (26%), while 29% don't know.
- A majority of Democrats (69%) think the Green New Deal would save the U.S. at least as much as it would cost by limiting the damage caused by global warming, but only 37% of

Independents and 22% of Republicans think so (45% of all registered voters). Similarly, 65% of Democrats, but only 33% of Independents and 21% of Republicans, think the Green New Deal would pay for itself through increased revenue generated by jobs and economic growth (42% of all registered voters).

- More registered voters think Congressional policies to solve global warming should be part of a broader program that also addresses issues such as jobs, education, and healthcare (45%) than think the policies should focus on global warming alone (16%).

Global Warming as a Voting Issue

- Nearly four in ten registered voters (38%) say a candidates' position on global warming will be very important when they decide who they will vote for in the 2020 presidential election.
- Of 29 issues asked about, registered voters indicated that global warming was the 17th most important voting issue. However, it was the third most important issue for liberal Democrats and the eighth most important issue for moderate/conservative Democrats.

Acting on Global Warming

- Across party lines, a majority of registered voters say corporations and industry should do more to address global warming (72% of registered voters, 89% of Democrats, 77% of Independents, and 53% of Republicans).
- At least half of registered voters think citizens (67%), the U.S. Congress (63%), the Republican Party (62%), President Trump (62%), their own member of Congress (61%), their governor (58%), local government officials (58%), the Democratic Party (57%), and/or the media (53%) should do more to address global warming.
- Half of registered voters (50%) think global warming should be a high or very high priority for the president and Congress, including a majority of Democrats (81%), but fewer Independents (47%) and Republicans (16%).

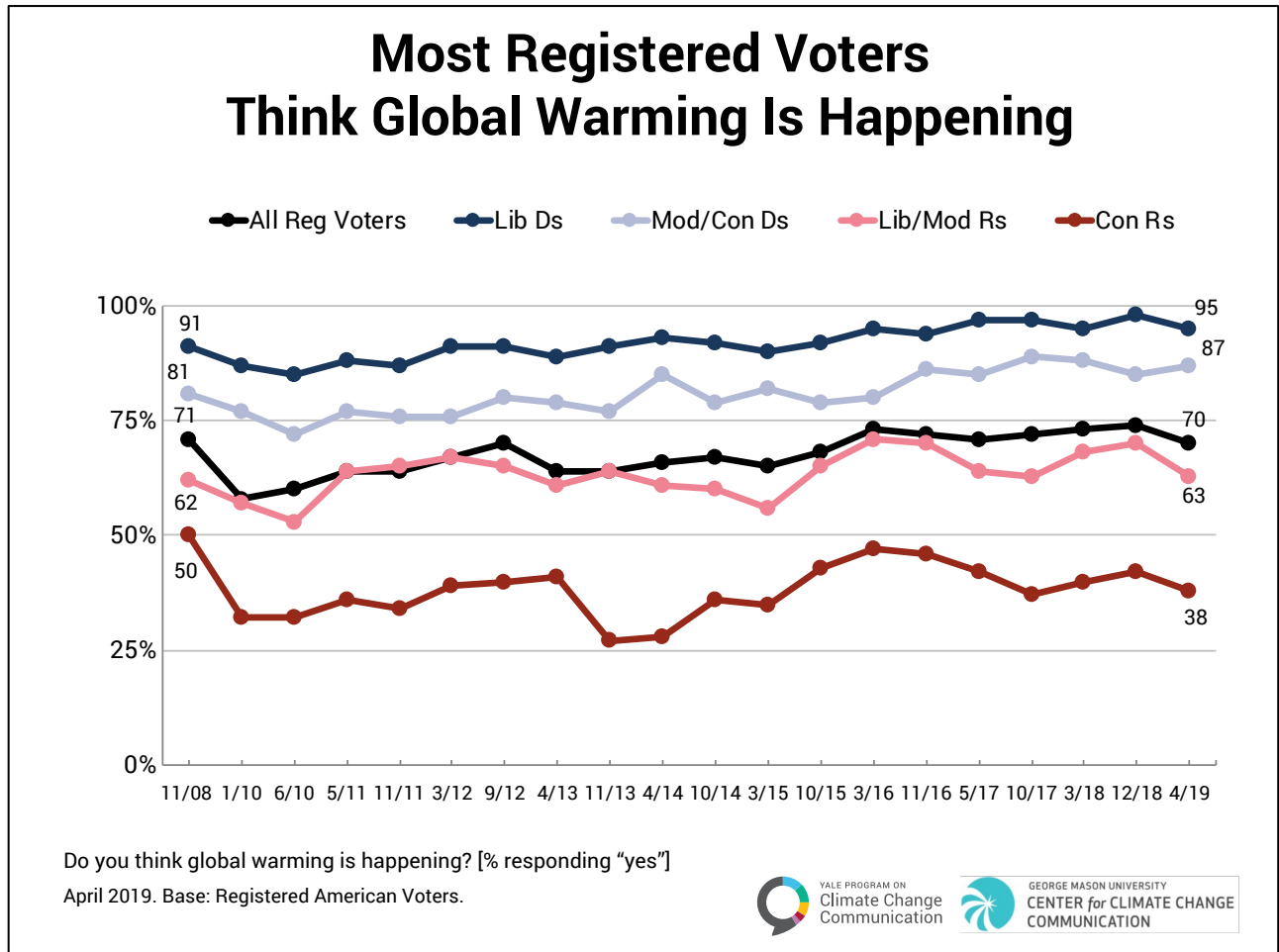
Individual and Collective Action

- Half of registered voters (51%) say they would vote for a candidate for public office because of the candidate's position on global warming. Fewer say they would participate in other organized efforts to address global warming, including: contacting a government official about global warming (31%), donating money to an organization working on global warming (31%), meeting with an elected official or their staff about global warming (30%), and/or volunteering for an organization working on global warming (29%).
- A total of about one in four registered voters (27%) say they are currently participating (2%), definitely would participate (7%), or probably would participate (19%) in a campaign to convince elected officials to take action to reduce global warming (including 42% of Democrats but only 26% of Independents and 11% of Republicans).
- However, relatively few registered voters (11%) say they have actually contacted an elected official during the past 12 months to urge them to take action to reduce global warming, although 23% of liberal Democrats say they have done so.

1. The Politics of Global Warming Beliefs

1.1. Most registered voters think global warming is happening.

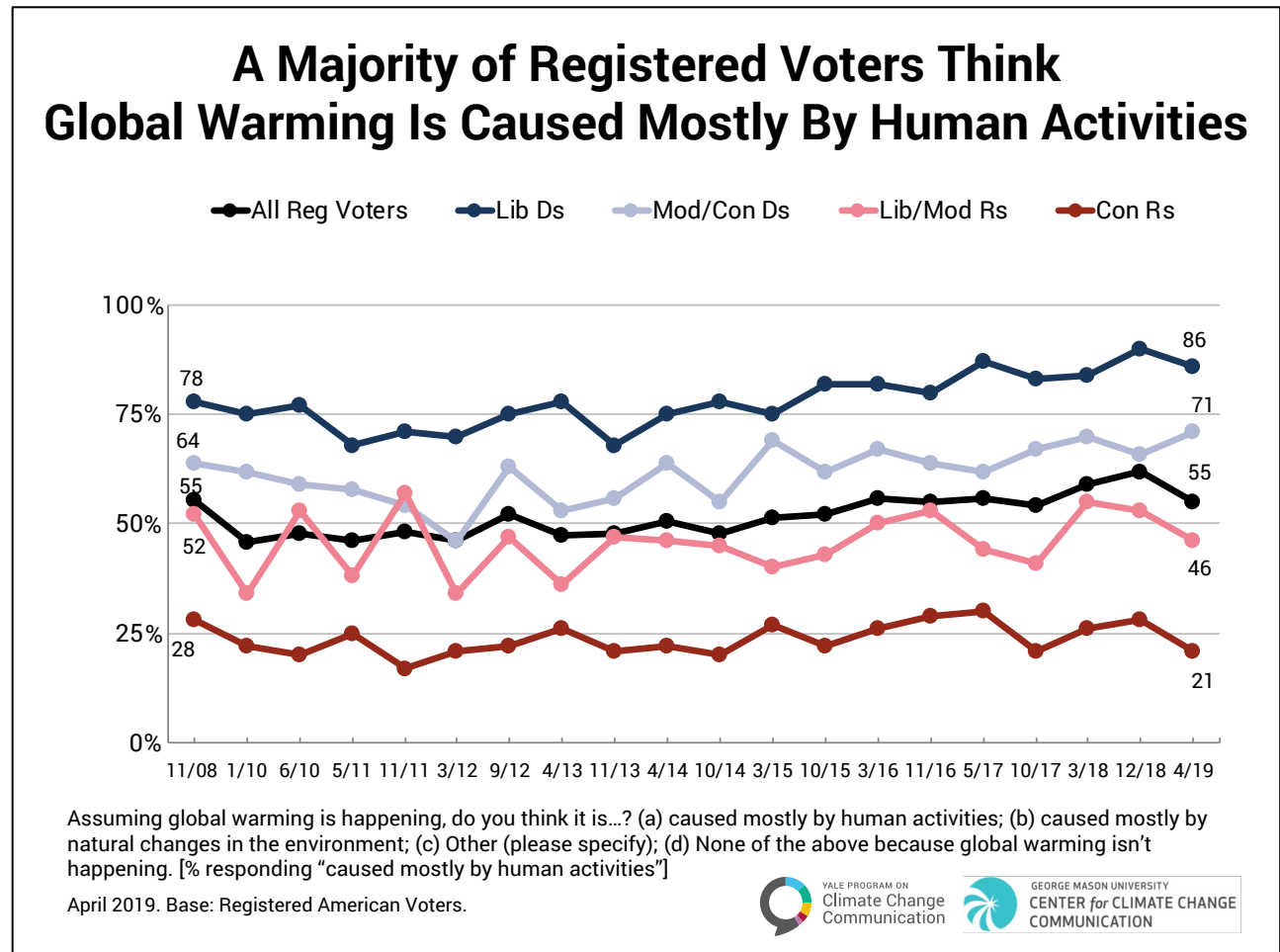
Seven in ten registered voters (70%) think global warming is happening. This includes nearly all liberal Democrats (95%), a large majority of moderate/conservative Democrats (87%), and most liberal/moderate Republicans (63%). In contrast, fewer than four in ten conservative Republicans (38%) think global warming is happening.



1.2. A majority of registered voters think global warming is caused by human activities.

A majority of registered voters (55%) think global warming is caused mostly by human activities. This includes more than eight in ten liberal Democrats (86%), and about seven in ten moderate/conservative Democrats (71%).

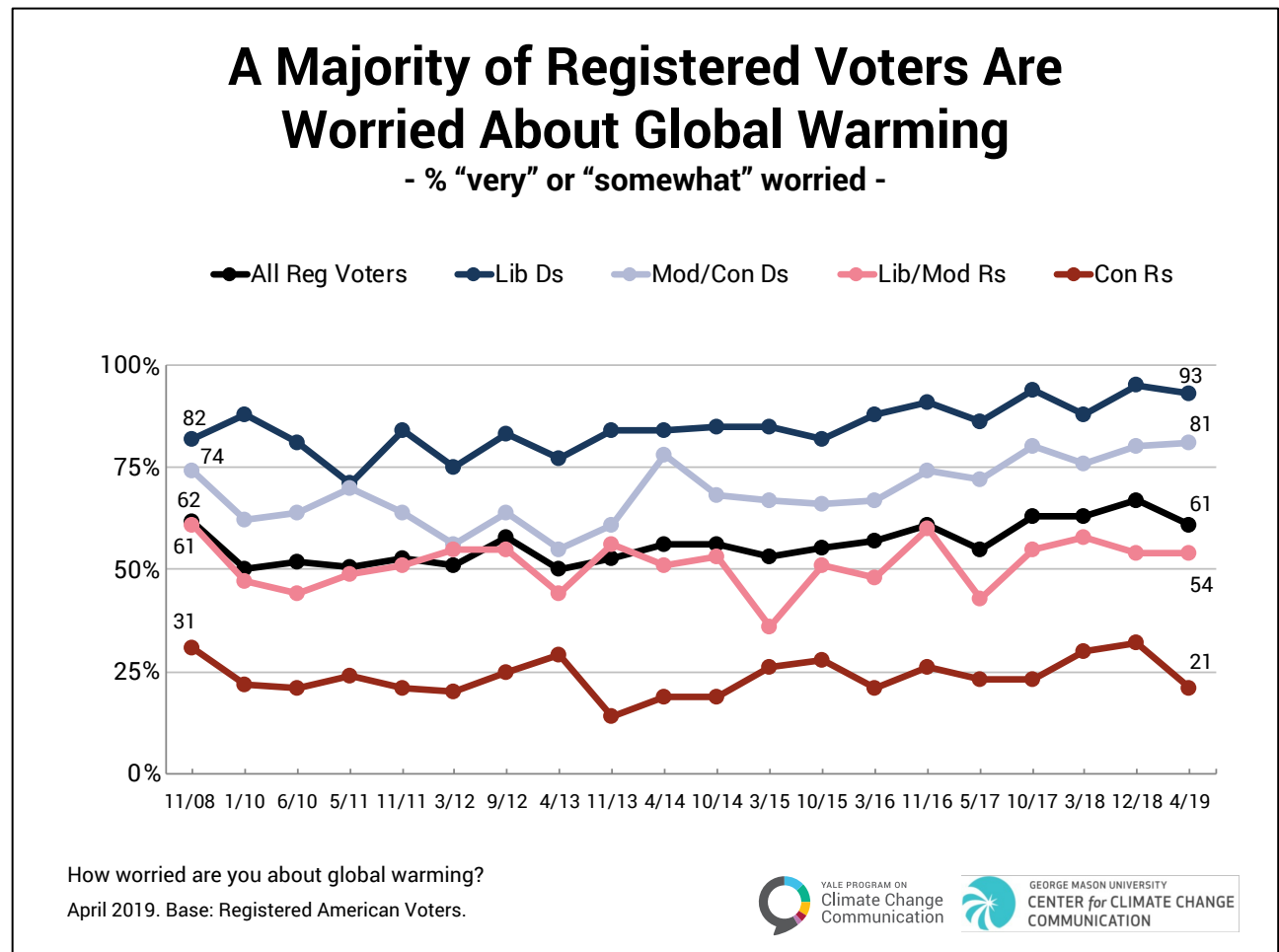
Fewer than half of liberal/moderate Republicans (46%), and only about one in five conservative Republicans (21%), think global warming is mostly human-caused.



1.3. A majority of registered voters are worried about global warming.

Six in ten registered voters (61%) are "very" or "somewhat" worried about global warming. This includes large majorities of liberal Democrats (93%; an increase of five percentage points since our March 2018 survey, see Table, pp. 36-37) and moderate/conservative Democrats (81%).

About half of liberal/moderate Republicans (54%) are worried about global warming. Only one in five conservative Republicans (21%) are worried, a nine-point decrease since March 2018.



2. Who is Responsible for Action on Global Warming?

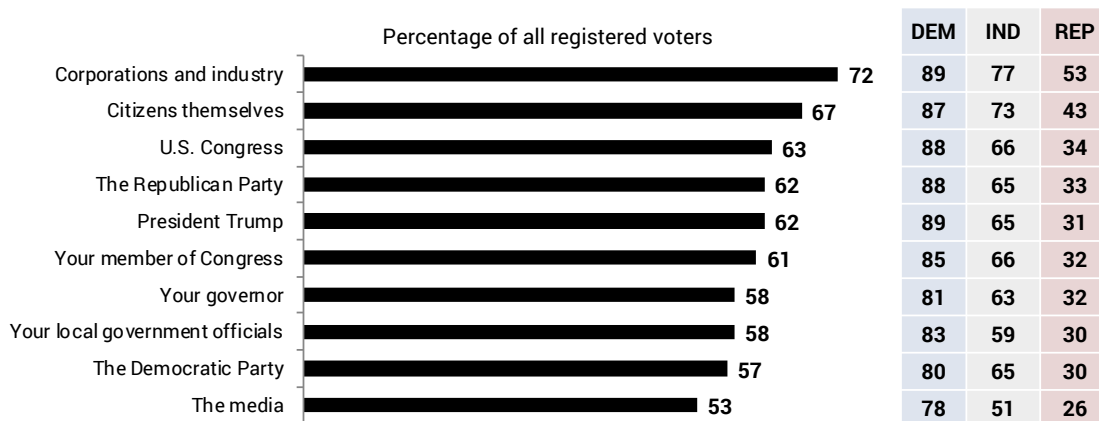
2.1. Seven in ten registered voters want corporations and industry to do more to address global warming. Voters also want more action from citizens and government.

Across party lines, a majority of registered voters say corporations and industry should do more to address global warming (72% of all registered voters; including 89% of Democrats, 77% of Independents, and 53% of Republicans).

Half or more of registered voters, including Democrats, Independents, and liberal/moderate Republicans, think citizens and the U.S. Congress should do more to address global warming (see Tables, pp. 38-41). Half or more Democrats and Independents also think the Republican Party, President Trump, their own member of Congress, their Governor, their local government officials, the Democratic Party, and/or the media should do more.

Nearly half of liberal/moderate Republicans (49%) think the Republican Party should do more to address global warming, while only one in four conservative Republicans (25%) think so. Large majorities of both liberal Democrats (85%) and moderate/conservative Democrats (74%) think the Democratic Party should do more.

Seven in Ten Registered Voters Want Corporations and Industry To Do More to Address Global Warming - % should be doing "much more" or "more" -



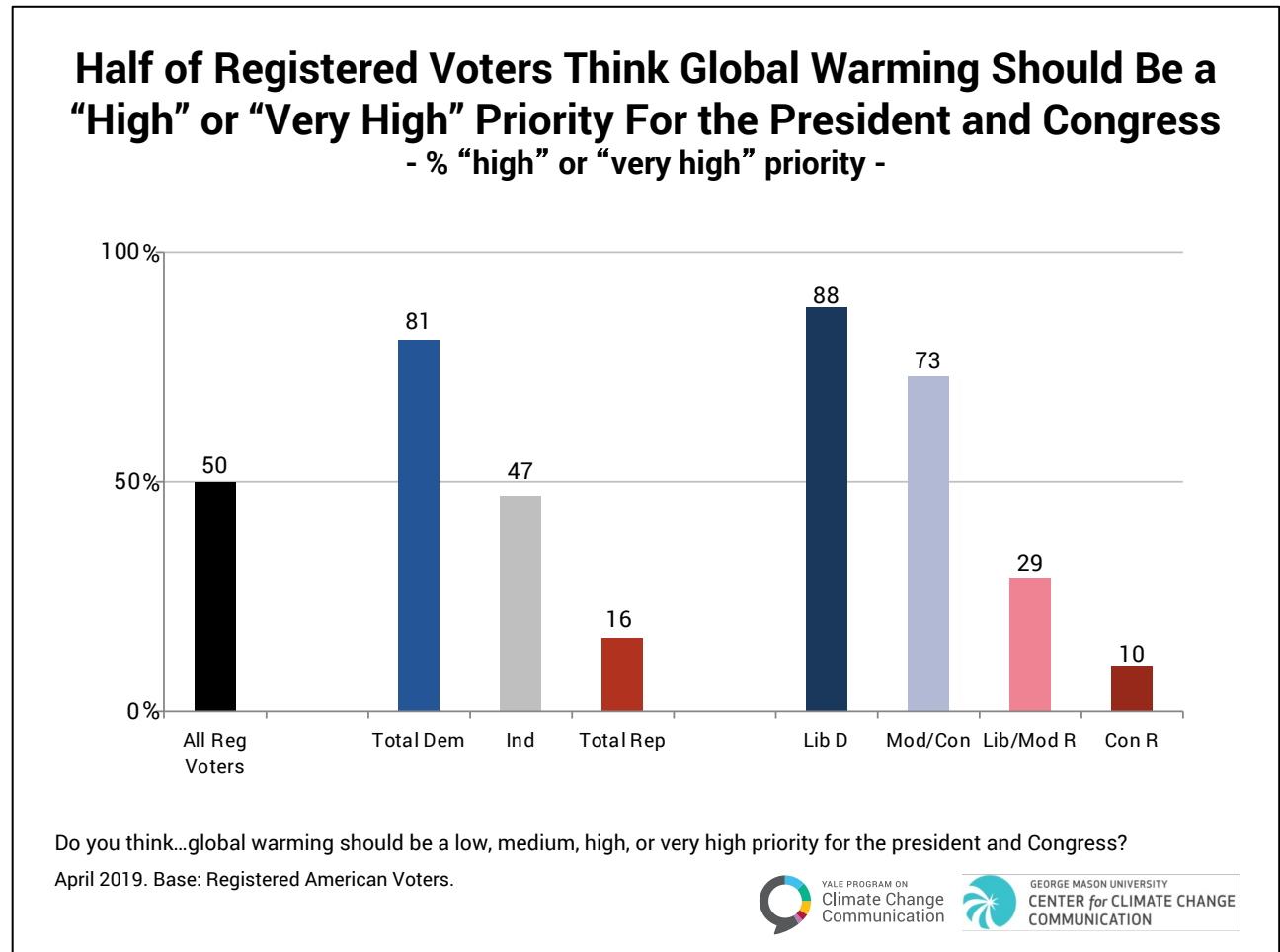
Do you think each of the following should be doing more or less to address global warming?

April 2019. Base: Registered American Voters.



2.2. Half of registered voters think global warming should be a "high" or "very high" priority for the president and Congress.

Half of registered voters (50%) think global warming should be a high or very high priority for the president and Congress, including about eight in ten Democrats (81%), but few Republicans (16%). Liberal Democrats are nearly nine times as likely as conservative Republicans to think global warming should be a priority (88% versus 10%, respectively).

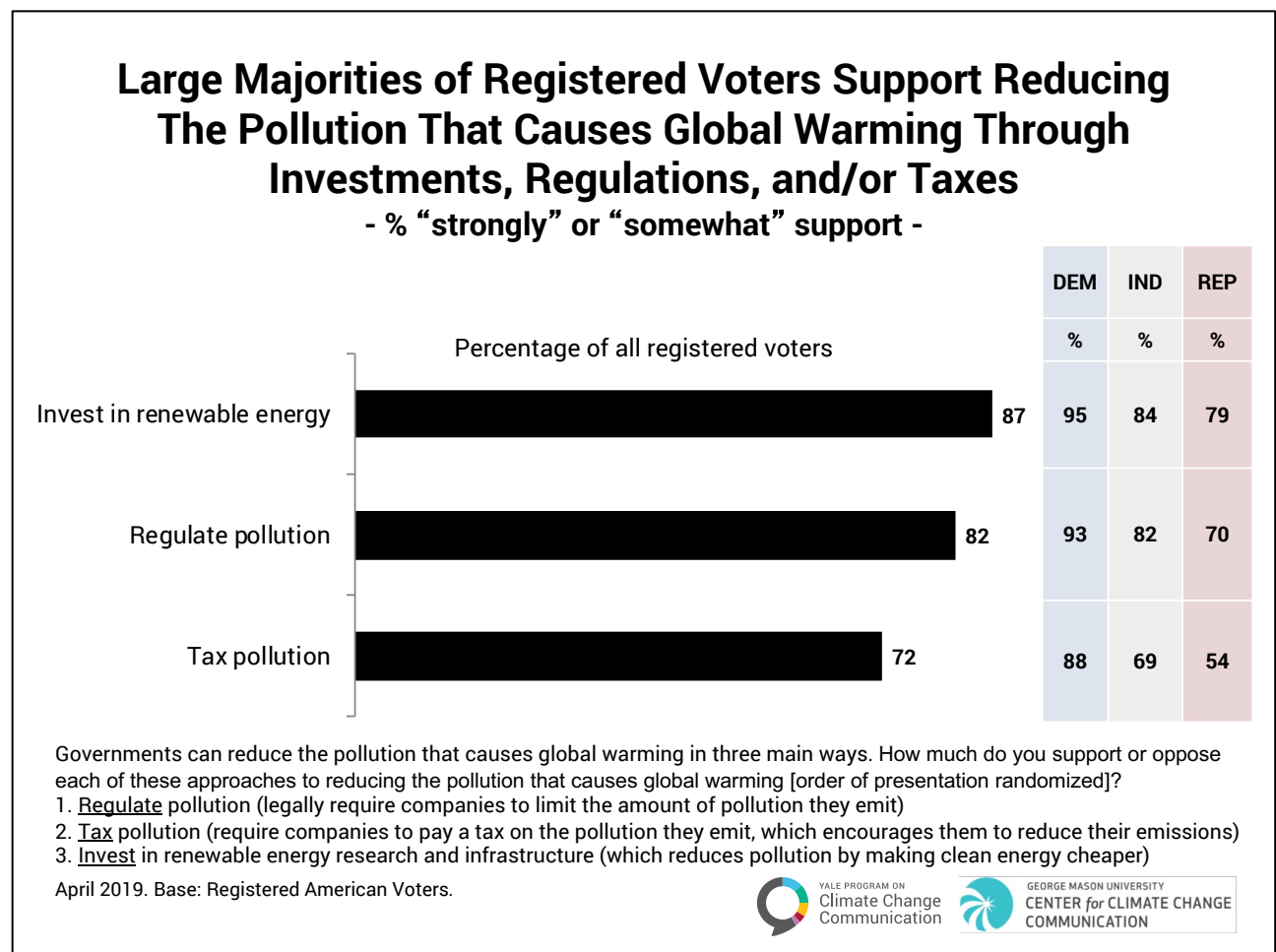


3. Support for Policies to Address the Pollution that Causes Global Warming

3.1. Large majorities of registered voters support reducing the pollution that causes global warming through investments, regulations, and/or taxes.

Large majorities of registered voters across the political spectrum support reducing the pollution that causes global warming through investments in renewable energy research and infrastructure (87%), regulating pollution (82%), and/or taxing pollution (72%).

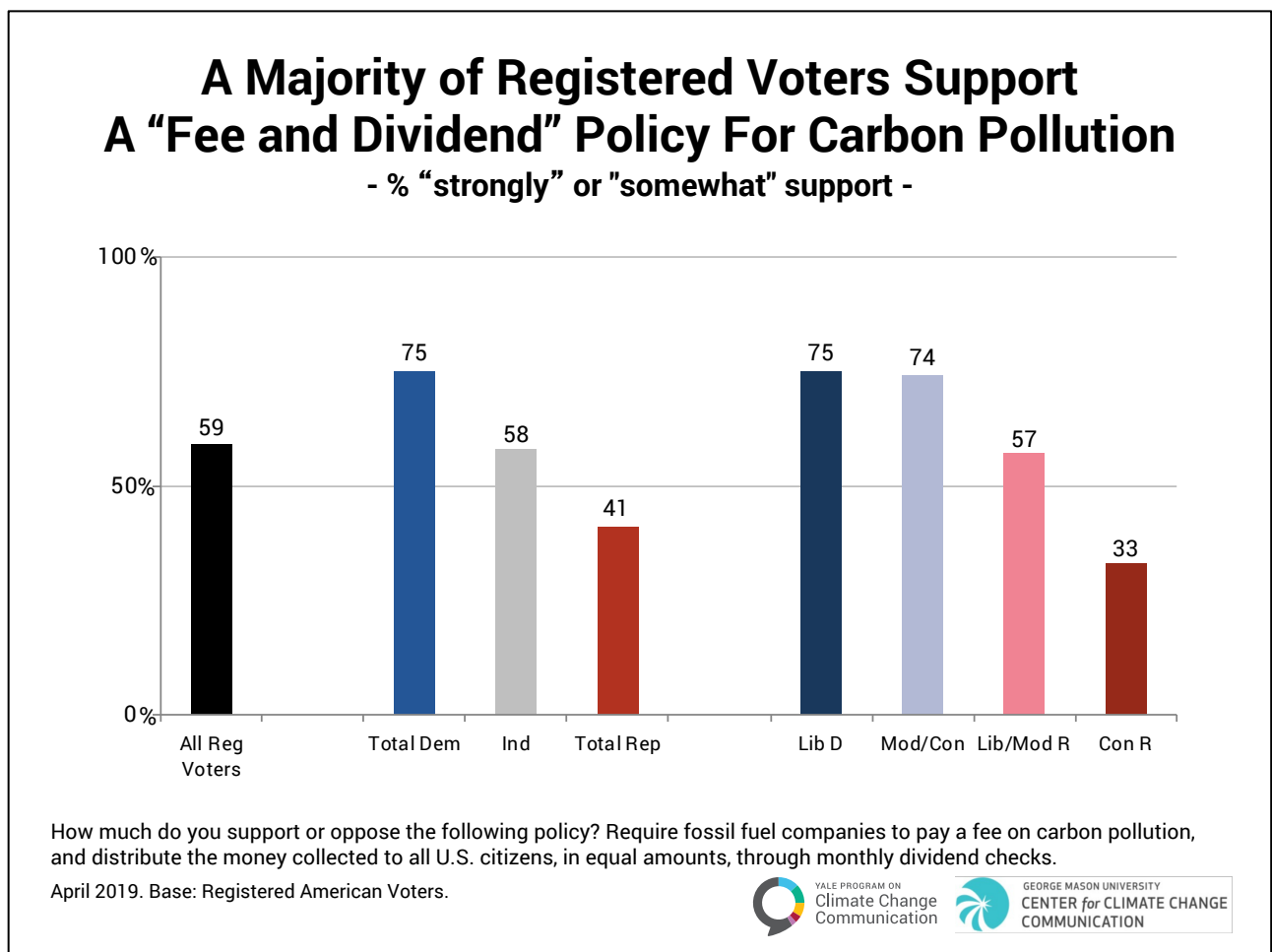
Majorities of Democrats, Independents, and Republicans support each of these approaches, although fewer than half of conservative Republicans support taxing pollution (44%; see Tables, p. 42).



3.2. A majority of registered voters support a "Fee and Dividend" policy for carbon pollution.

A policy for mitigating global warming that is currently under consideration is a "Fee and Dividend" policy¹ in which fossil fuel companies would pay a fee on the carbon pollution they produce, and all the money collected would be distributed to all U.S. citizens, in equal amounts, through monthly dividend checks.

About six in ten (59%) registered voters support a Fee and Dividend plan, including majorities of Democrats (75%) and Independents (58%). About four in ten Republicans (41%) support the plan, including more than half of liberal/moderate Republicans (57%) but only one in three conservative Republicans (33%).

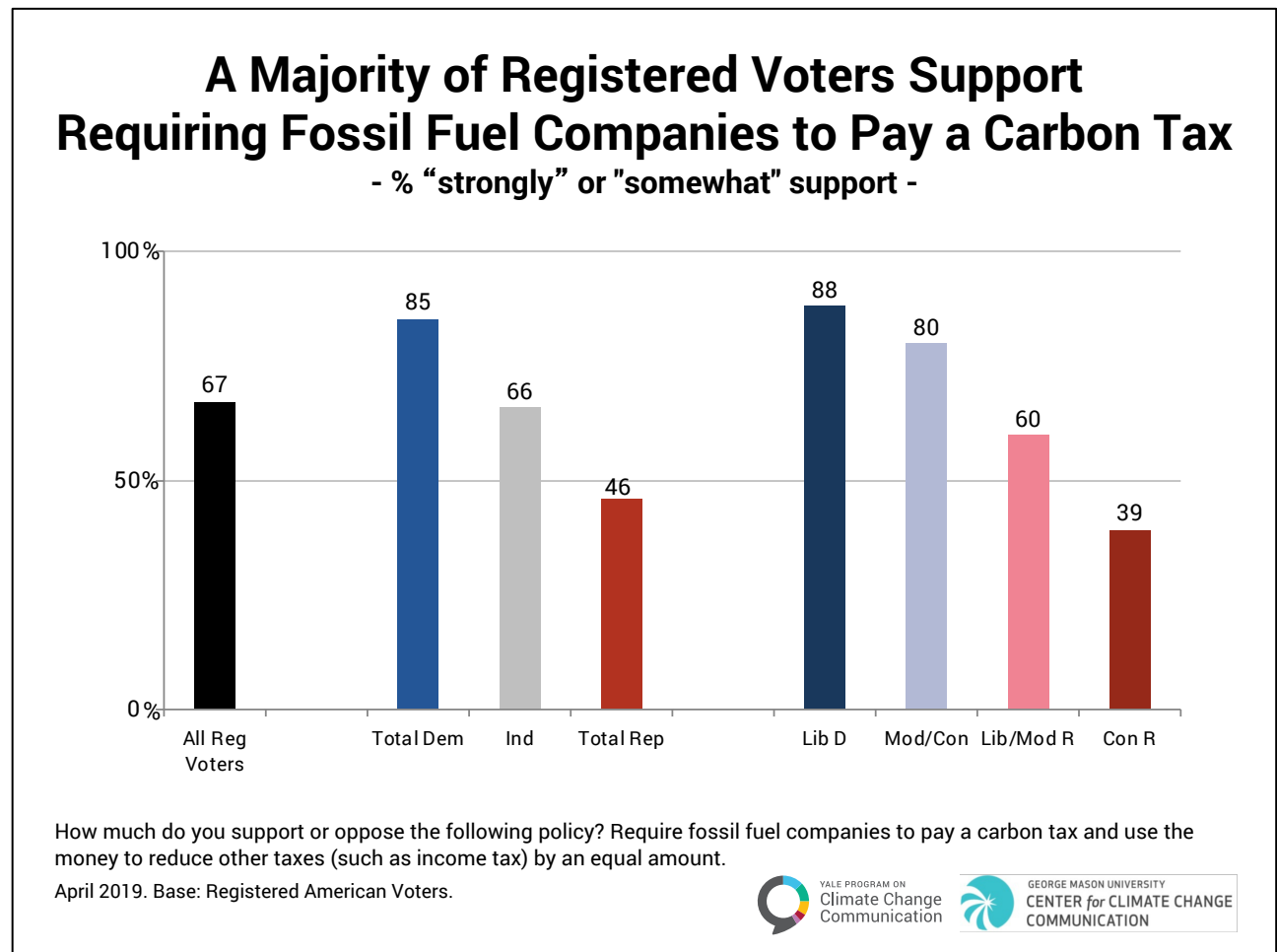


¹ <https://citizensclimatelobby.org/carbon-fee-and-dividend/>

3.3. A majority of registered voters support requiring fossil fuel companies to pay a carbon tax.

A similar proposal would require fossil fuel companies to pay a "carbon tax," and would use the money to reduce other taxes by an equal amount. Two in three registered voters (67%) support this plan—often referred to as a "revenue-neutral carbon tax."

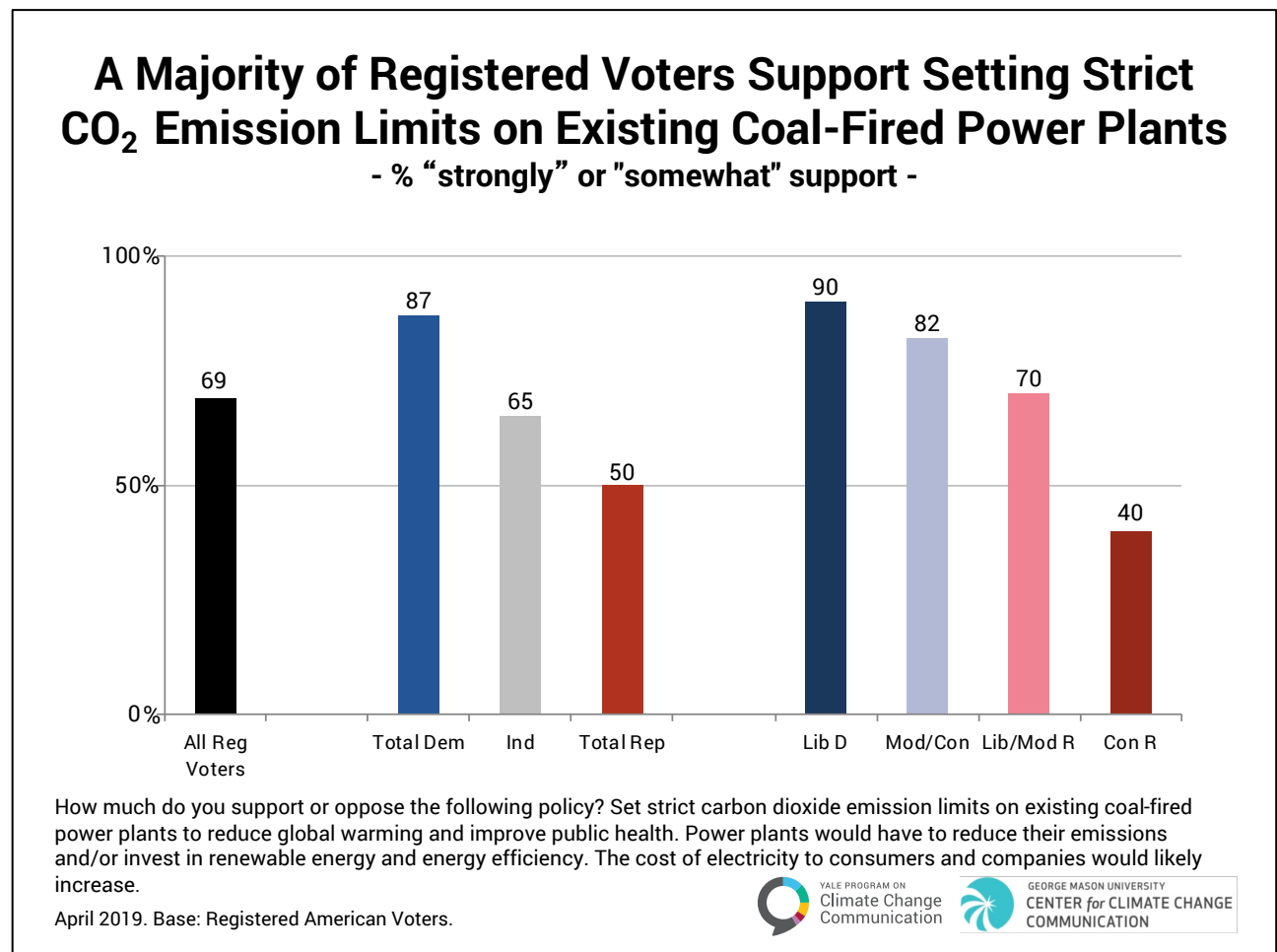
Large majorities of Democrats (85%) and Independents (66%) support requiring fossil fuel companies to pay a carbon tax. Fewer Republicans (46%), including a majority of liberal/moderate Republicans (60%), but only about four in ten conservative Republicans (39%), also support such a tax.



3.4. A majority of registered voters support setting strict carbon dioxide emission limits on coal-fired power plants.

About seven in ten registered voters (69%) support setting strict carbon dioxide emission limits on existing coal-fired power plants (a major component of the Environmental Protection Agency's "Clean Power Plan") to reduce global warming and improve public health, even if the cost of electricity to consumers and companies would likely increase.

Large majorities of Democrats (87%) and Independents (65%) support setting strict limits on coal-fired power plants. Half of Republicans (50%), including a large majority of liberal/moderate Republicans (70%), but only four in ten conservative Republicans (40%), support such limits.

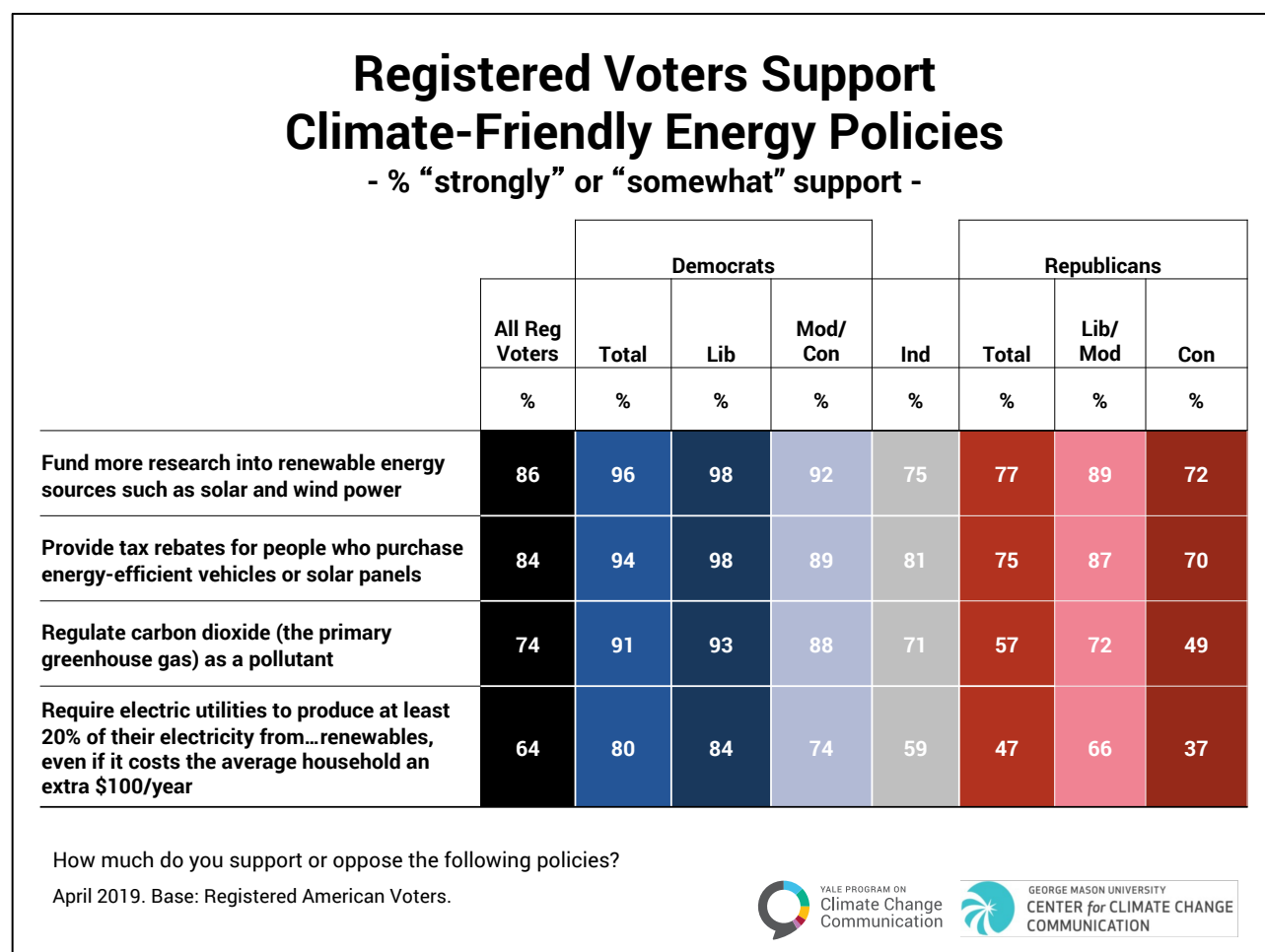


3.5. Registered voters support climate-friendly energy policies.

Registered voters support several other climate-friendly energy policies, including many designed to reduce carbon pollution and dependence on fossil fuels and to promote clean energy. Democrats are the most likely to support such policies, but majorities of Independents and Republicans do as well. Majorities across the political spectrum support:

- Funding more research into renewable energy sources: 86% of registered voters, 96% of Democrats, 75% of Independents, and 77% of Republicans.
- Providing tax rebates to people who purchase energy-efficient vehicles or solar panels: 84% of registered voters, 94% of Democrats, 81% of Independents, and 75% of Republicans.
- Regulating carbon dioxide as a pollutant: 74% of registered voters, 91% of Democrats, 71% of Independents, and 57% of Republicans.
- Requiring electric utilities to produce at least 20% of their electricity from renewable energy sources, even if it costs the average household an extra \$100 a year: 64% of registered voters, 80% of Democrats, 59% of Independents, but slightly fewer than half of Republicans (47%).

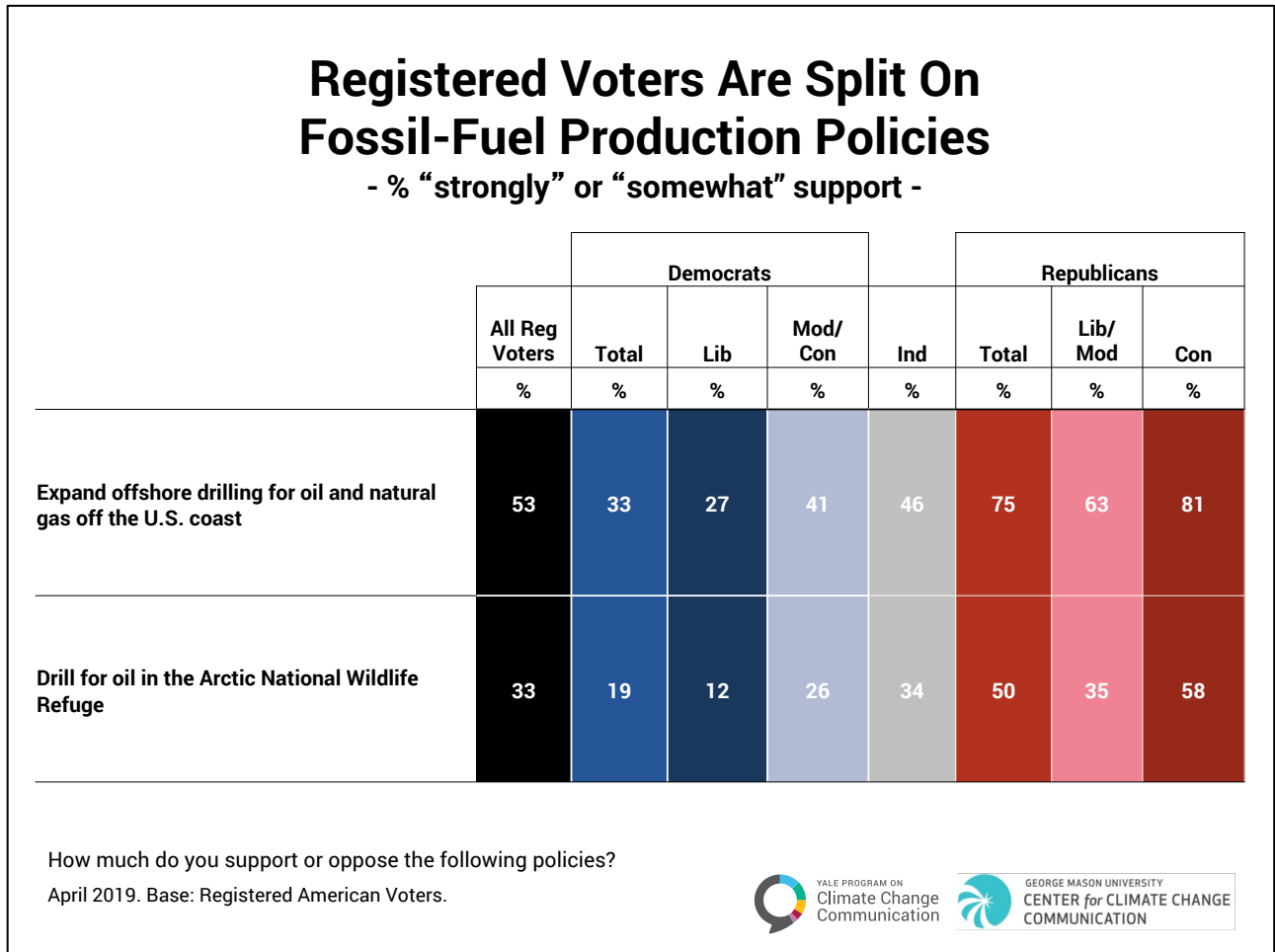
Large majorities of conservative Republicans support two of these policies: funding more research into renewable energy (72%) and providing tax rebates to people who purchase energy-efficient vehicles or solar panels (70%).



3.6. Registered voters are split on fossil-fuel production policies.

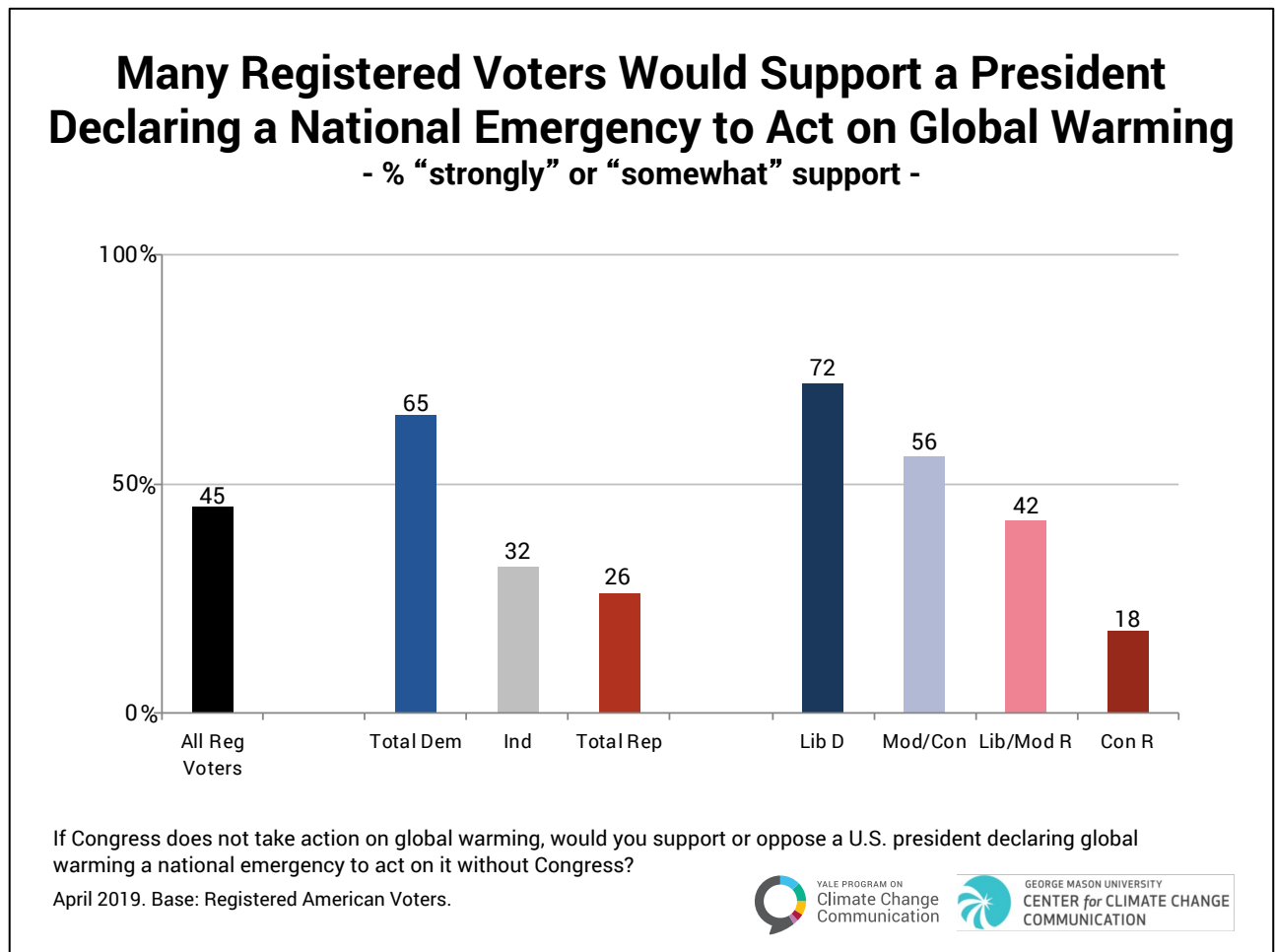
About half of registered voters (53%) support expanding offshore drilling for oil and natural gas off the U.S. coast, including 75% of Republicans, 46% of Independents, and 33% of Democrats.

By contrast, fewer registered voters (33%) support drilling for oil in Alaska's Arctic National Wildlife Refuge (ANWR), while a large majority (67%) oppose it (see Table, p. 45). About six in ten conservative Republicans (58%) support this policy, but liberal/moderate Republicans (35%), Independents (34%), and Democrats (19%) are much less likely to support oil drilling in ANWR.



3.7. Many registered voters would support a president declaring a national emergency to act on global warming.

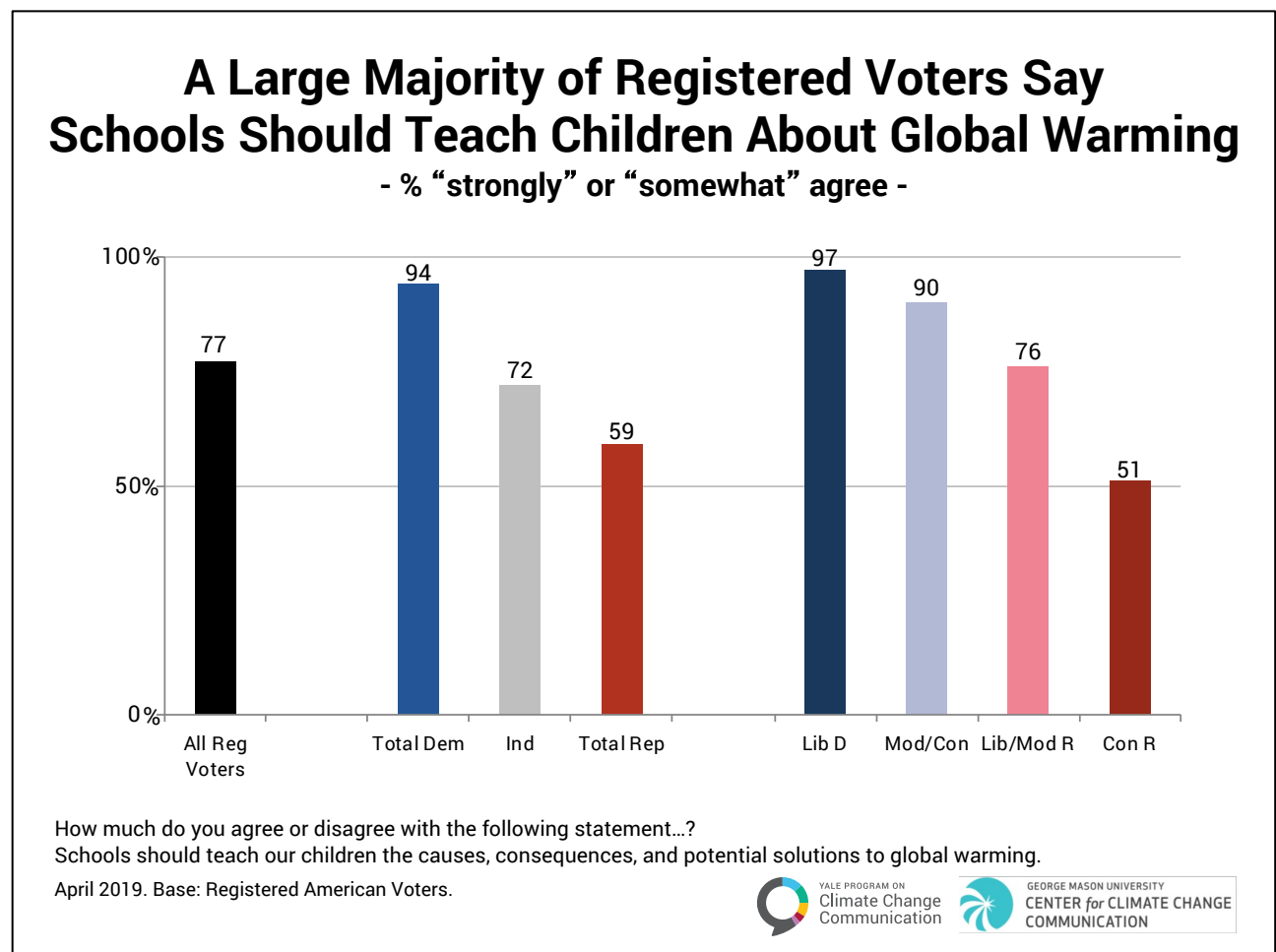
Forty-five percent of registered voters would "strongly" or "somewhat" support a U.S. president declaring global warming a national emergency to act on it without Congress. About two in three Democrats (65%), one in three Independents (32%), and one in four Republicans (26%) would support this. However, a majority of registered voters (54%; see Table, p. 46) would oppose it.



3.8. A large majority of registered voters say schools should teach children about global warming.

The Next Generation Science Standards for K-12 STEM (Science, Technology, Engineering, and Mathematics) education in the United States² require that climate change be included in the curriculum, a mandate that is controversial in some parts of the country.

A large majority of registered voters (77%) support schools teaching children about the causes, consequences, and potential solutions to global warming. Support spans the political spectrum with nearly all Democrats (94%), seven in ten Independents (72%), and about six in ten Republicans (59%, including 51% of conservative Republicans) saying they support teaching about global warming.



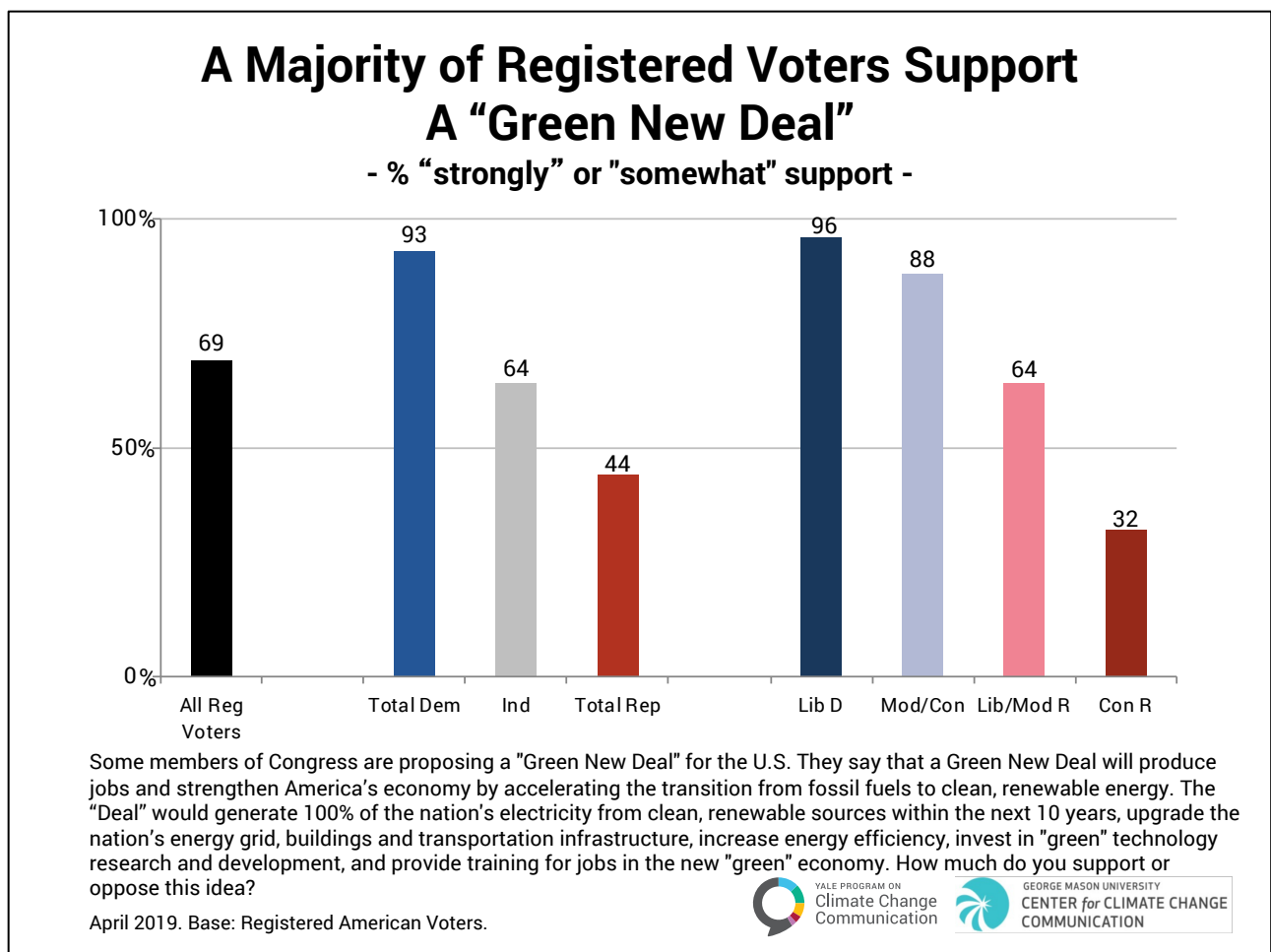
² The Next Generation Science Standards were developed by a collaboration of scientists and educators at the National Research Council of the National Academy of Sciences; the American Academy for the Advancement of Science; the National Teacher’s Association; 26 states; and Achieve (a non-profit organization). Released in 2013, the standards represent the most current, research-based method of educating K-12 students in STEM and preparing them for STEM careers. See: nextgenscience.org

4. Special Policy Section: The Green New Deal

4.1. A majority of registered voters support a "Green New Deal."

As we reported [earlier in May](#), a majority of registered voters support the policy aspirations included in a proposal called the Green New Deal, although support has decreased since [December](#), particularly among conservative Republicans and regular viewers of the Fox News Channel. The description of the policy was summarized based on a 2018 policy report:³ *"the Green New Deal will produce jobs and strengthen America's economy by accelerating the transition from fossil fuels to clean, renewable energy. The Deal would generate 100% of the nation's electricity from clean, renewable sources within the next 10 years; upgrade the nation's energy grid, buildings, and transportation infrastructure; increase energy efficiency; invest in green technology research and development; and provide training for jobs in the new green economy."*

About seven in ten (69%) registered voters support the Green New Deal as described above, including large majorities of Democrats (93%) and a majority of Independents (64%). Fewer Republicans (44%), including a majority of liberal/moderate Republicans (64%) but only about one in three conservative Republicans (32%) also support the Green New Deal.



³ <https://www.dataforprogress.org/green-new-deal/#introduction>

4.2. Registered voters support raising taxes and/or cutting spending to pay for the Green New Deal

Six in ten or more registered voters support cutting spending in other areas of government (65%), raising taxes on corporations (64%), and/or raising taxes on the wealthiest households (62%) to pay for the Green New Deal.

Democrats most strongly support paying for the Green New Deal by raising taxes (on wealthy households, 90%; on corporations, 89%). Republicans most strongly support paying by cutting spending in other areas of government (52%, including 65% of liberal/moderate Republicans and 46% of conservative Republicans).



Relatively few registered voters (24%) support paying for the Green New Deal by adding to the federal budget deficit – majorities of each political group "strongly" or "somewhat" oppose adding to the deficit to pay for the Green New Deal (see Table, p. 48).

Registered Voters Support Raising Taxes and/or Cutting Spending to Pay For the Green New Deal

- % “strongly” or “somewhat” support -

	All Reg Voters	Democrats			Ind	Republicans		
		Total	Lib	Mod/Con		Total	Lib/Mod	Con
		%	%	%		%	%	%
Cut spending in other areas of government	65	76	81	70	65	52	65	46
Raise taxes on corporations	64	89	95	82	62	38	57	27
Raise taxes on the wealthiest households	62	90	94	85	63	32	49	22
Add to the federal budget deficit	24	37	41	32	23	11	13	9

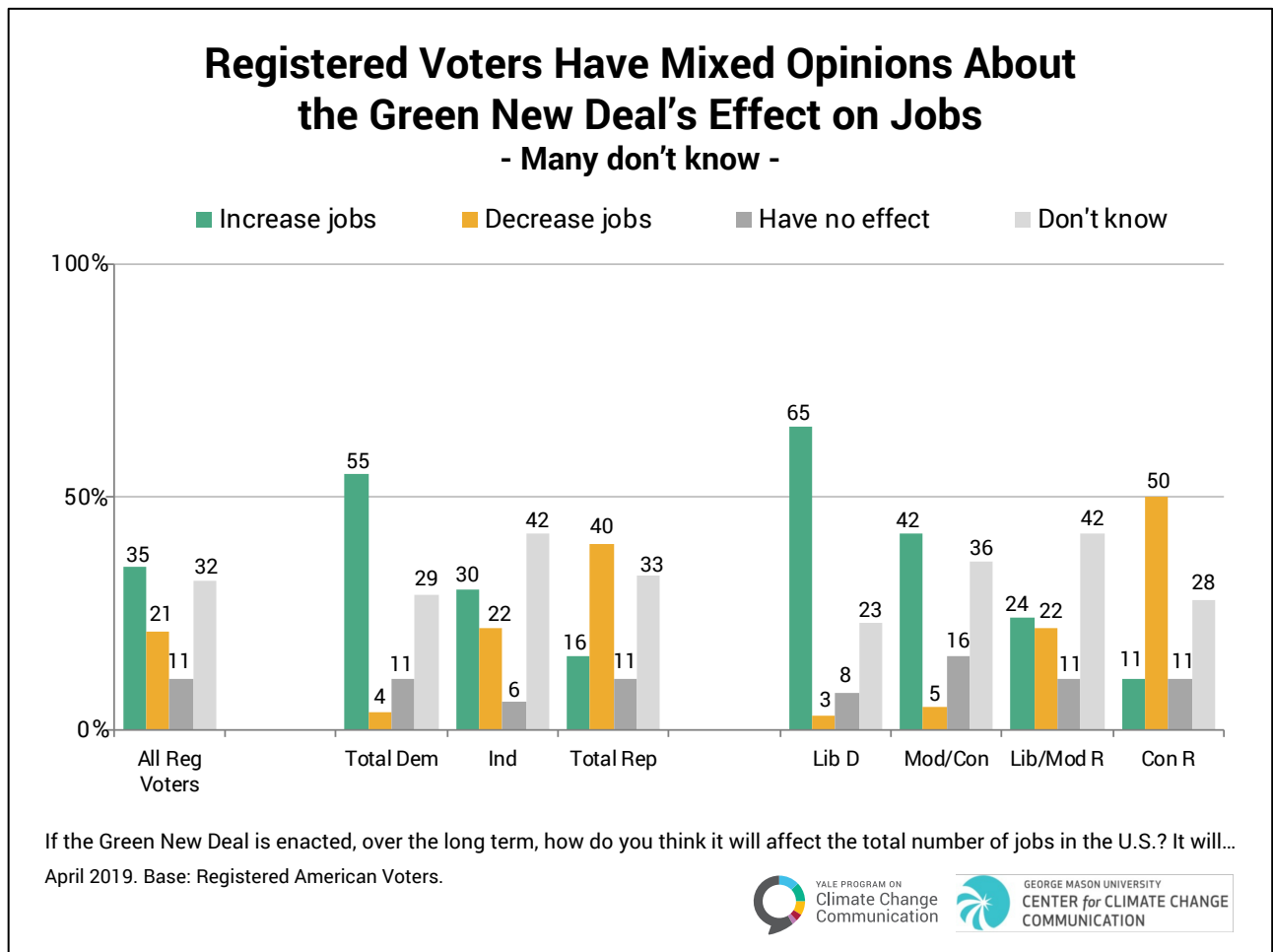
How much do you support or oppose the following approaches to paying for the Green New Deal?
 April 2019. Base: Registered American Voters.

4.3. Registered voters have mixed opinions about the Green New Deal's effect on jobs; many don't know.

By a margin of 14 percentage points, registered voters in the U.S. think the Green New Deal is more likely to increase the total number of jobs in the U.S. (35%) than decrease the total number of jobs (21%). Few (11%) think it will have no effect, but many (32%) don't know.

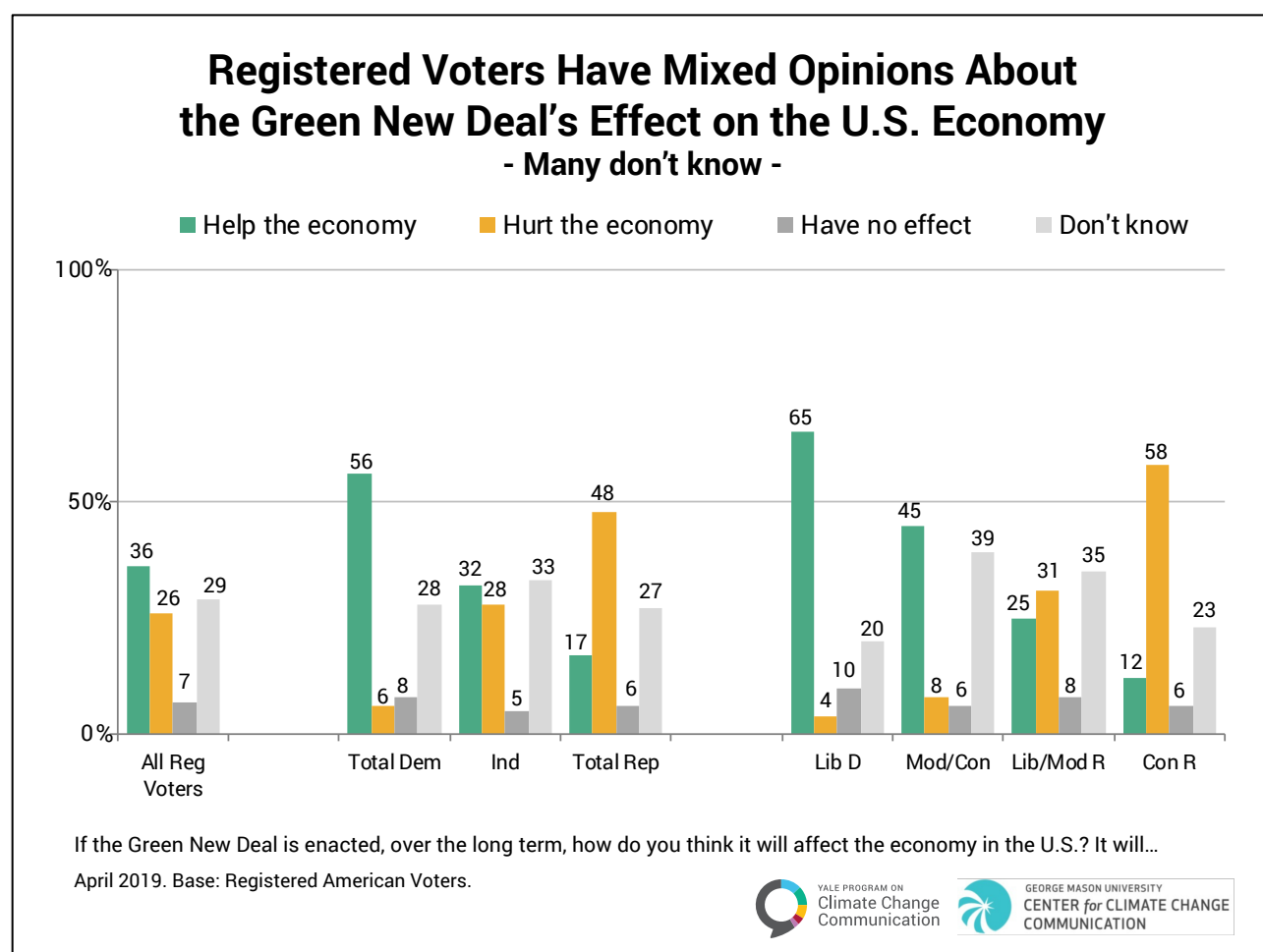
More than half of Democrats think the Green New Deal will increase jobs in the U.S. (55%; 65% of liberal Democrats), while four in ten Republicans think it will *decrease* jobs (40%; 50% of conservative Republicans). Independents are split – more Independents don't know (42%) than think it will increase (30%) or decrease (22%) jobs.



4.4. Registered voters have mixed opinions about the Green New Deal's effect on the U.S. economy; many don't know.

By a margin of ten percentage points, registered voters in the U.S. think the Green New Deal is more likely to help the economy (36%) than hurt the economy (26%). Few (7%) think it will have no effect, but many (29%) don't know.

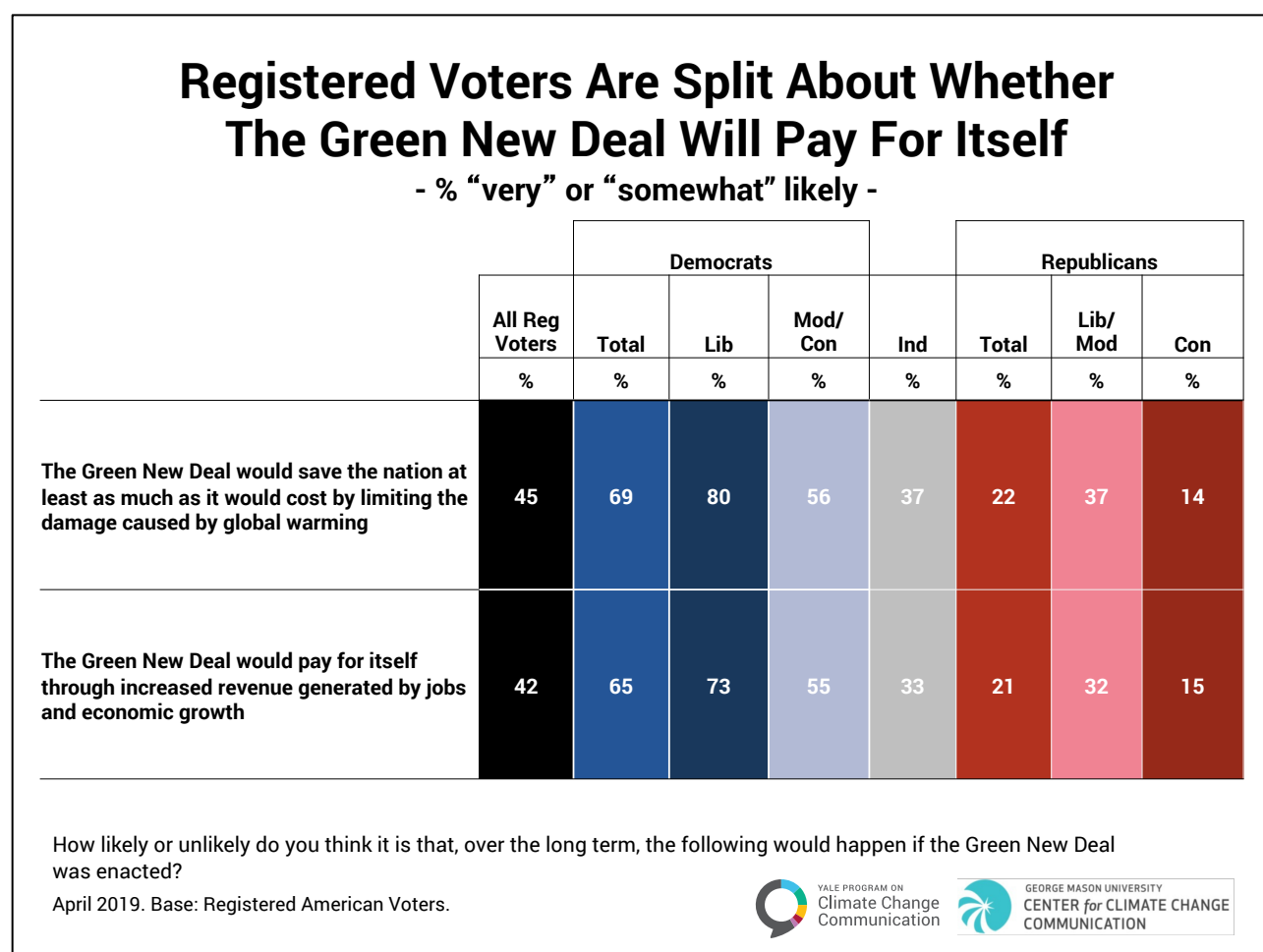
More than half of Democrats think the Green New Deal will help the economy (56%; 65% of liberal Democrats), while almost half of Republicans think it will hurt the economy (48%; 58% of conservative Republicans). Independents are about equally split – 33% of Independents don't know (an additional 2% did not provide a response), 32% think it will help the economy, and 28% think it will hurt the economy.



4.5. Registered voters are split about whether the Green New Deal will pay for itself.

Four in ten or more registered voters think the Green New Deal will pay for itself, either saving the nation at least as much as it would cost by limiting the damage caused by global warming (45% think this is "very" or "somewhat" likely) and/or through increased revenue generated by jobs and economic growth (42%). Fewer think these scenarios are "very" or "somewhat" *unlikely* (33% and 37% respectively; see Tables, p. 50). For both scenarios, an additional one in five registered voters (21%) say they "don't know."

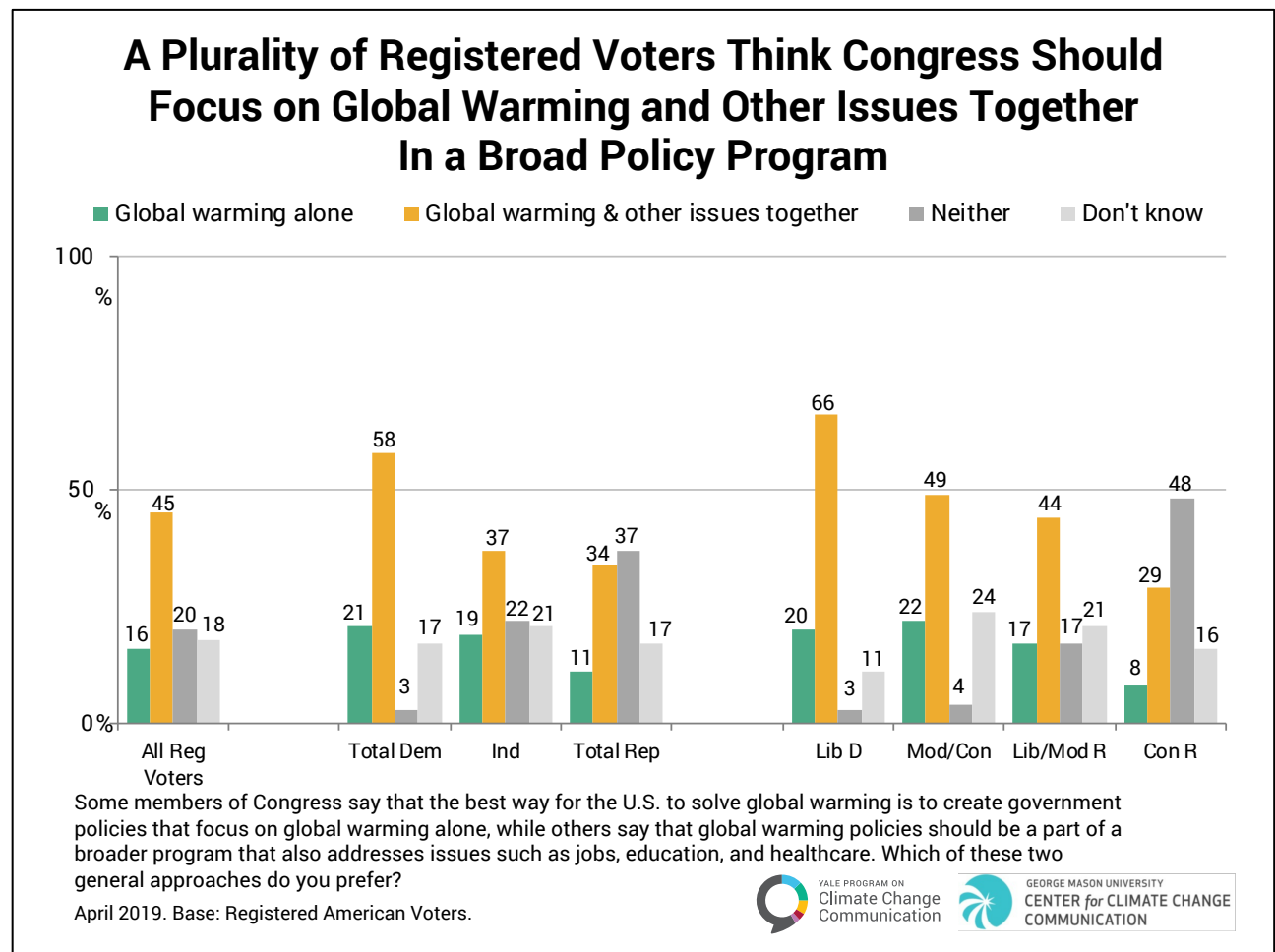
About two in three Democrats think both scenarios are at least somewhat likely (69% and 65% respectively), including large majorities of liberal Democrats (80% and 73%). Only about one in five Republicans think either scenario is likely (22% and 21%).



4.6. A plurality of registered voters think Congress should focus on global warming and other issues together in a broad policy program.

More than four in ten registered voters (45%) think the best way for the U.S. to solve global warming is to make global warming policies part of a broader program that also addresses other issues. This is nearly three times the number who think government policies should focus on global warming alone (16%). One in five (20%) say the government should do neither, and an additional 19% don't know (1% did not provide a response).

A majority of Democrats (58%; 66% of liberal Democrats) think the government's global warming policies should be part of a broader policy program, as do more than one in three Independents (37%) and Republicans (34%). Nearly half of conservative Republicans (48%) prefer that the government take neither approach.



5. Global Warming as a Voting Issue


5.1. Most Democrats say global warming will be a very important issue when deciding for whom to vote in the 2020 presidential election.

When asked how important global warming will be as a voting issue in the 2020 presidential election, registered voters indicate that it is currently #17 out of 29 issues (see Tables, pp. 51-61).

Among Democrats, however, about six in ten (64%, including 70% of liberal Democrats and 56% of moderate/conservative Democrats) say global warming will be a very important issue in determining their vote in 2020. It is the third most important issue among liberal Democrats, and the eighth most important issue among moderate/conservative Democrats. By contrast, global warming is near or at the bottom of presidential voting priorities among Republicans.

Most Liberal Democrats Say Global Warming Will Be a Very Important Issue When Deciding For Whom to Vote in the 2020 Presidential Election					
Rank by "very important"	All Registered Voters	Liberal Democrats	Moderate/Conservative Democrats	Liberal/Moderate Republicans	Conservative Republicans
1	Healthcare	Healthcare	Healthcare	The economy	Border security
2	The economy	Environmental protection	The economy	Healthcare	The economy
3	Social Security	Global warming	Education	Social Security	Immigration reform
4	Gun policies	Income gap	Social Security	Terrorism	Terrorism
5	Education	Education	Environmental protection	Border security	Abortion
6	Terrorism	Developing clean energy	Income gap	Immigration reform	Healthcare
7	Immigration reform	Gun policies	Gun policies	Gun policies	Gun policies
8	Federal budget deficit	Russian election interference	Global warming	Education	Federal budget deficit
9	Environmental protection	Social security	Russian election interference	Federal budget deficit	Social Security
10	Tax reform	The economy	Federal budget deficit	Tax reform	Tax reform
11	Improving roads, etc.	Race relations	Developing clean energy	Improving roads, etc.	Foreign policy
12	Russian election interference	Disaster relief	Race relations	Energy independence	Education
13	Income gap	Abortion	Terrorism	Foreign policy	Improving roads, etc.
14	Border security	Improving roads, etc.	Improving roads, etc.	Environmental protection	Opioid crisis
15	Abortion	Federal budget deficit	Tax reform	Opioid crisis	Energy independence
16	Developing clean energy	Energy independence	Disaster relief	Disaster relief	International trade
17	Global warming	Tax reform	Criminal justice reform	Race relations	Russian election interference
18	Disaster relief	Terrorism	Immigration reform	Russian election interference	Criminal justice reform
19	Race relations	Campaign finance reform	Opioid crisis	Abortion	Disaster relief
20	Foreign policy	Foreign policy	Energy independence	Developing clean energy	War in Afghanistan
21	Energy independence	Immigration reform	Campaign finance reform	Income gap	Same-sex marriage
22	Opioid crisis	Same-sex marriage	Foreign policy	International trade	Legalizing marijuana
23	Criminal justice reform	Criminal justice reform	International trade	Global warming	Campaign finance reform
24	International trade	International trade	Legalizing marijuana	War in Afghanistan	Environmental protection
25	Campaign finance reform	Wall Street reform	Wall Street reform	Criminal justice reform	Income gap
26	Same-sex marriage	Opioid crisis	Abortion	Campaign finance reform	Developing clean energy
27	Legalizing marijuana	Legalizing marijuana	War in Afghanistan	Legalizing marijuana	Race relations
28	War in Afghanistan	War in Afghanistan	Border security	Same-sex marriage	Wall Street reform
29	Wall Street reform	Border security	Same-sex marriage	Wall Street reform	Global warming

In 2020, there will be an election to choose the U.S. president. As of today, how important will the following issues be to you when you decide who you will vote for in the 2020 Presidential election?
April 2019. Base: Registered American Voters.



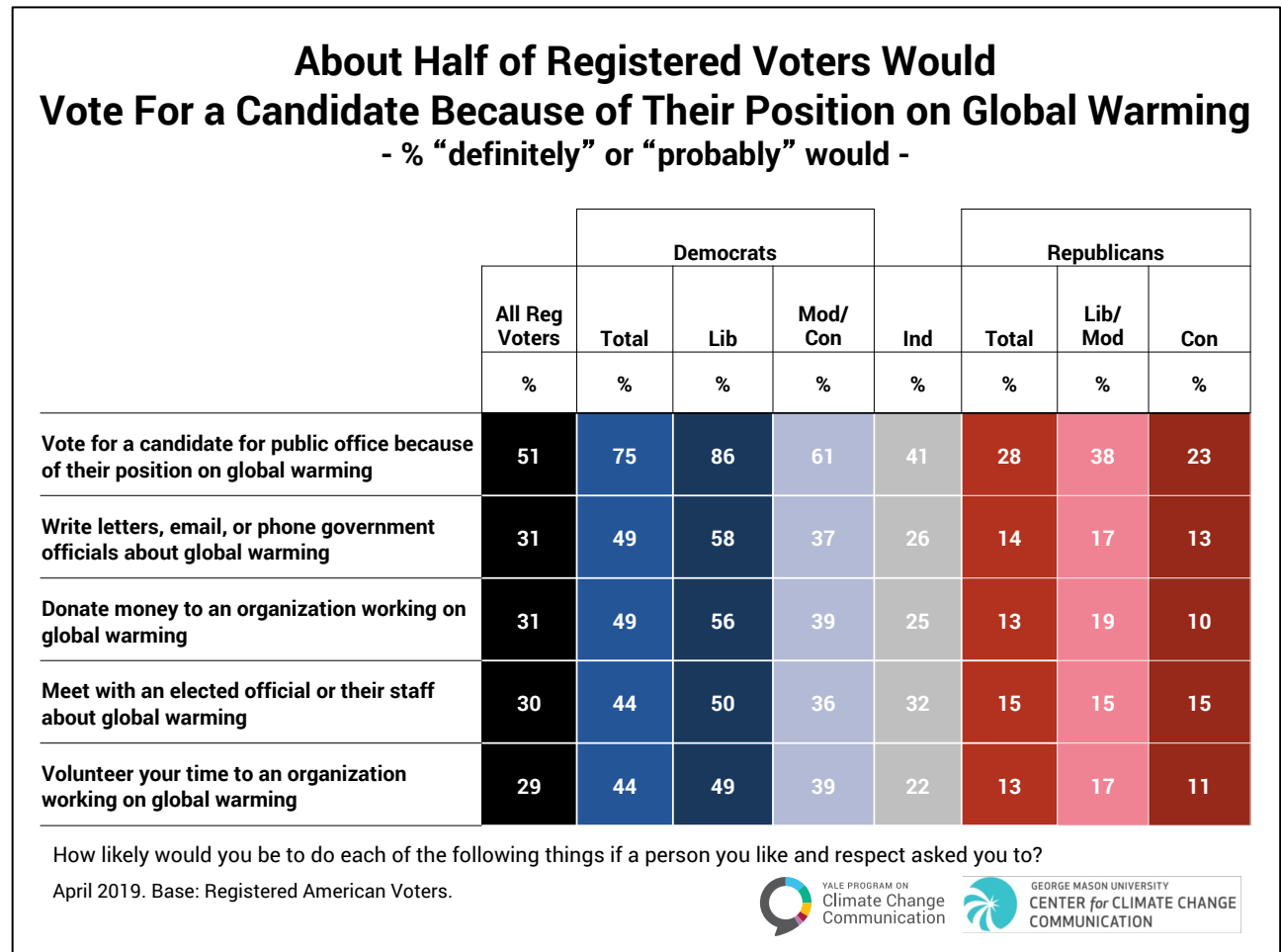
6. Individual and Collective Action to Reduce Global Warming

6.1. About half of registered voters say they would vote for a candidate because of their position on global warming.

About half of registered voters say they would vote for a candidate for public office because of their position on global warming (51%), including a large majority of Democrats (75%), but only a minority of Independents (41%) and Republicans (28%).

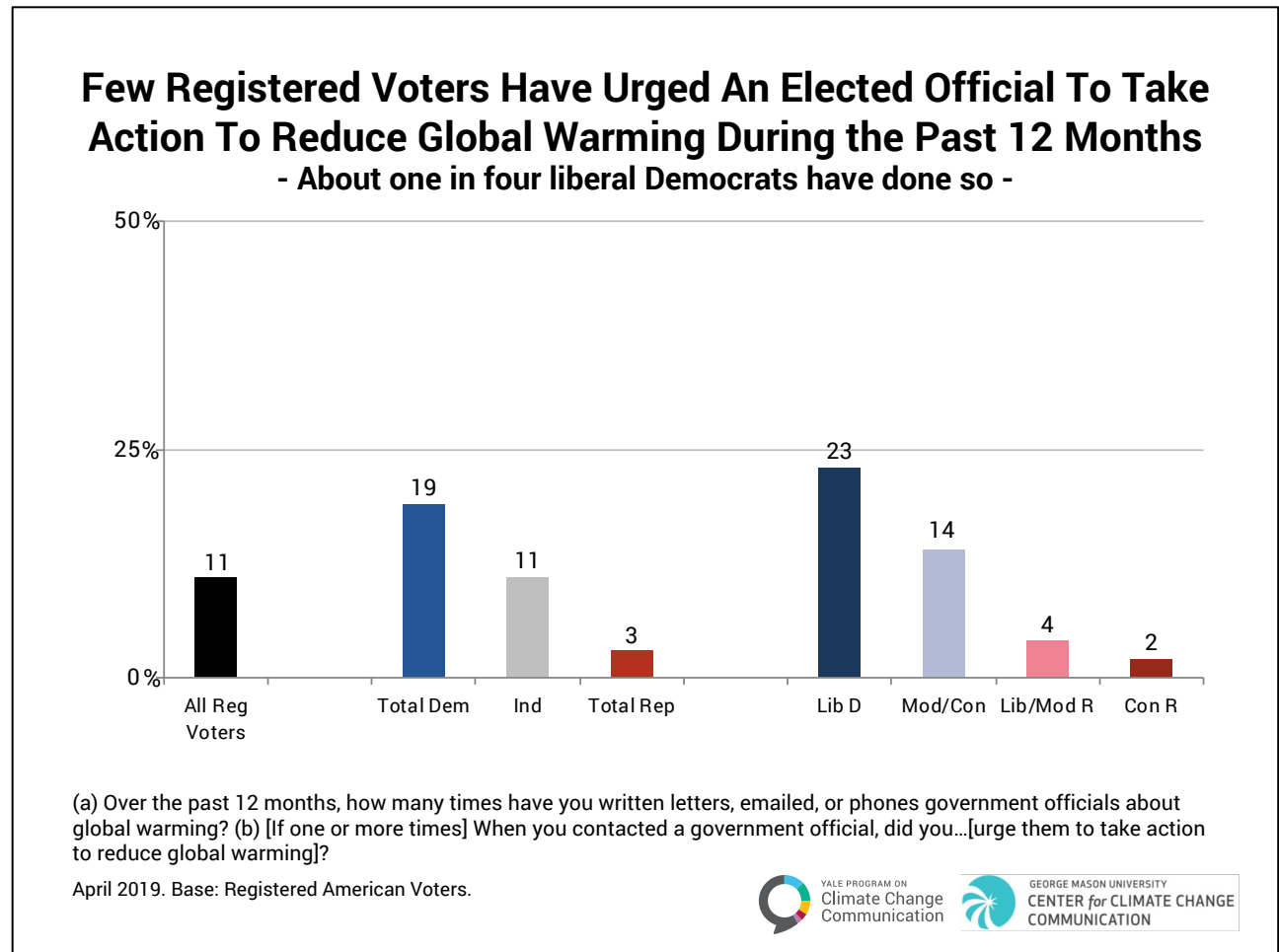
About three in ten registered voters say they would write letters, email, or phone government officials about global warming (31%), donate money to an organization working on global warming (31%), meet with elected officials or their staff about global warming (30%), and/or volunteer their time to an organization working on global warming (29%).

Democrats are most likely to say they would take these actions. Independents and Republicans are less likely.



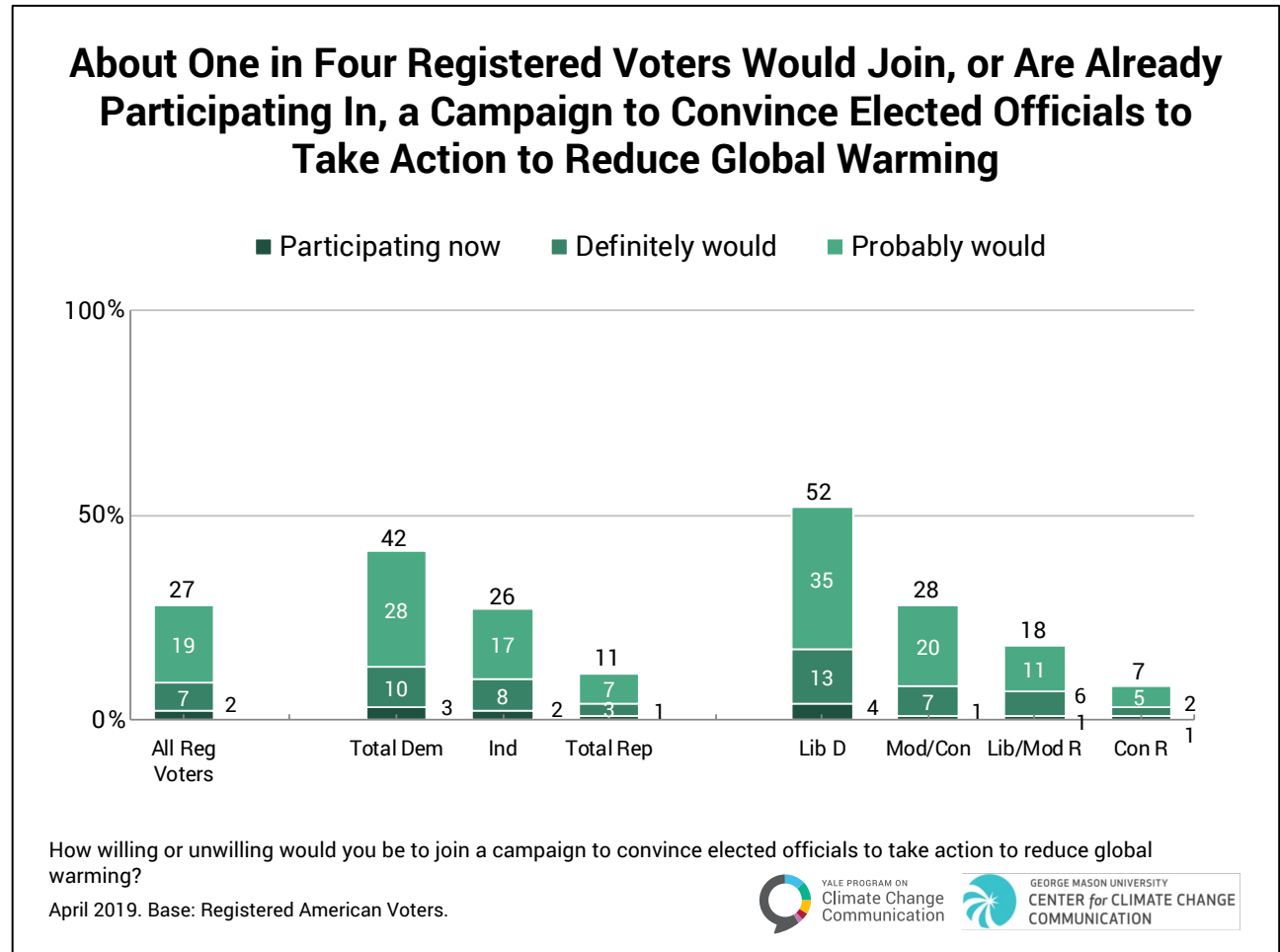
6.2. Few registered voters have urged an elected official to take action to reduce global warming during the past 12 months. About one in four liberal Democrats have done so.

Only about one in nine registered voters (11%) say they have contacted an elected official during the past 12 months to urge them to take action to reduce global warming. However, 19% of Democrats, including 23% of liberal Democrats and 14% of moderate/conservative Democrats, say they have done so. Additionally, 11% of Independents, but only 3% of Republicans, have contacted an elected official to urge them to take action to reduce global warming.



6.3. About one in four voters would join, or are already participating in, a campaign to convince elected officials to take action to reduce global warming.

A total of about one in four registered voters (27%) are either participating (2%), definitely would participate (7%), or probably would participate (19%) in a campaign to convince elected officials to take action to reduce global warming. This includes about four in ten Democrats (42%; 52% of liberal Democrats and 28% of moderate/conservative Democrats), one in four Independents (26%), and 11% of Republicans (18% of liberal/moderate Republicans and 7% of conservative Republicans).



Appendix I: Data Tables

(Base: Registered American Voters 18+)

Recently, you may have noticed that *global warming* has been getting some attention in the news. Global warming refers to the idea that the world’s average temperature has been increasing over the past 150 years, may be increasing more in the future, and that the world’s climate may change as a result.

What do you think: Do you think that global warming is happening?

<i>Unweighted bases</i>	April 2019	Dec 2018	March 2018	Oct 2017	May 2017	Nov 2016	March 2016	Oct 2015	March 2015	Oct 2014	April 2014	Nov 2013	April 2013	Sept 2012	March 2012	Nov 2011	May 2011	June 2010	Jan 2010	Nov 2008
All Registered Voters	1,097	966	1,067	1,109	1,070	1,061	1,004	1,070	1,025	1,045	860	669	889	885	849	813	827	857	856	2,203
	%	%	%	%	%	%	%	%	%	%	%	%	%	%	%	%	%	%	%	%
Yes	70	74	73	72	71	72	73	68	65	67	66	64	64	70	67	64	64	60	58	71
No	17	15	14	12	15	14	11	17	20	18	21	24	16	13	15	18	19	19	21	10
Don't know	14	12	13	15	14	14	15	15	15	15	14	12	20	17	17	18	17	21	21	18
Total Democrats	475	466	472	503	459	469	451	458	441	443	399	295	389	402	378	369	359	388	330	971
	%	%	%	%	%	%	%	%	%	%	%	%	%	%	%	%	%	%	%	%
Yes	92	93	92	94	91	90	88	86	85	84	89	84	84	86	82	80	81	77	81	86
No	2	2	2	2	2	1	2	3	4	4	5	8	5	2	5	6	6	4	4	2
Don't know	6	5	6	5	7	9	11	10	11	12	7	8	11	12	13	14	13	19	15	13
Liberal Democrats	264	295	265	289	240	239	249	254	206	214	201	144	186	208	168	160	165	162	136	459
	%	%	%	%	%	%	%	%	%	%	%	%	%	%	%	%	%	%	%	%
Yes	95	98	95	97	97	94	95	92	90	92	93	91	89	91	91	87	88	85	87	91
No	2	1	1	1	1	1	2	3	4	4	3	6	5	2	1	2	4	1	4	1
Don't know	3	1	4	2	2	5	3	5	6	4	4	3	6	7	8	9	7	14	9	8
Moderate/ Conservative Democrats	209	168	204	212	219	227	200	204	231	227	197	150	200	191	209	205	191	224	193	503
	%	%	%	%	%	%	%	%	%	%	%	%	%	%	%	%	%	%	%	%
Yes	87	85	88	89	85	86	80	79	82	79	85	77	79	80	76	76	77	72	77	81
No	3	5	4	3	3	1	1	4	4	4	6	9	5	2	8	8	7	6	3	3
Don't know	10	11	8	8	12	12	19	17	15	17	10	13	16	18	16	15	16	22	18	16

(Base: Registered American Voters 18+)

Recently, you may have noticed that *global warming* has been getting some attention in the news. Global warming refers to the idea that the world's average temperature has been increasing over the past 150 years, may be increasing more in the future, and that the world's climate may change as a result.

What do you think: Do you think that global warming is happening? (Cont'd.)

<i>Unweighted bases</i>	April 2019	Dec 2018	March 2018	Oct 2017	May 2017	Nov 2016	March 2016	Oct 2015	March 2015	Oct 2014	April 2014	Nov 2013	April 2013	Sept 2012	March 2012	Nov 2011	May 2011	June 2010	Jan 2010	Nov 2008
Independents	95	95	120	118	120	97	103	109	102	117	85	77	92	82	84	79	79	86	96	218
	%	%	%	%	%	%	%	%	%	%	%	%	%	%	%	%	%	%	%	%
Yes	65	66	70	65	70	57	74	68	61	73	58	66	44	78	63	61	60	60	55	74
No	18	16	16	16	9	20	11	17	24	16	25	26	18	11	17	18	16	17	28	11
Don't know	17	18	14	19	21	24	15	16	15	11	17	7	38	11	20	21	24	22	18	15
Total Republicans	488	356	430	437	442	455	399	443	428	421	334	255	374	363	322	303	333	333	357	913
	%	%	%	%	%	%	%	%	%	%	%	%	%	%	%	%	%	%	%	%
Yes	47	52	51	47	48	54	56	51	41	43	40	39	47	49	47	45	45	36	39	54
No	33	32	29	28	31	27	24	32	39	37	41	43	28	28	30	36	38	41	38	22
Don't know	20	16	20	25	21	18	20	17	20	20	20	18	25	23	23	19	17	22	22	23
Moderate/ Liberal Republicans	165	116	149	165	127	143	132	137	119	126	103	72	103	100	92	93	91	82	102	304
	%	%	%	%	%	%	%	%	%	%	%	%	%	%	%	%	%	%	%	%
Yes	63	70	68	63	64	70	71	65	56	60	61	64	61	65	67	65	64	53	57	62
No	18	17	13	16	20	9	12	12	21	28	19	26	14	16	11	18	20	19	20	12
Don't know	19	13	19	19	16	22	17	23	24	12	20	10	26	18	22	17	16	28	23	26
Conservative Republicans	320	238	276	271	313	310	267	304	307	295	228	183	271	263	229	206	241	249	251	604
	%	%	%	%	%	%	%	%	%	%	%	%	%	%	%	%	%	%	%	%
Yes	38	42	40	37	42	46	47	43	35	36	28	27	41	40	39	34	36	32	32	50
No	41	40	40	39	35	37	32	43	46	41	51	52	34	34	38	46	46	47	48	28
Don't know	21	18	21	24	23	17	21	14	19	23	20	21	24	24	23	20	17	20	20	22

(Base: Registered American Voters 18+)
Assuming global warming is happening, do you think it is...

<i>Unweighted bases</i>	April 2019	Dec 2018	March 2018	Oct 2017	May 2017	Nov 2016	March 2016	Oct 2015	March 2015	Oct 2014	April 2014	Nov 2013	April 2013	Sept 2012	March 2012	Nov 2011	May 2011	June 2010	Jan 2010	Nov 2008
All Registered Voters	1,097	966	1,067	1,109	1,070	1,061	1,004	1,070	1,025	1,045	860	669	889	885	849	813	827	857	856	2,203
	%	%	%	%	%	%	%	%	%	%	%	%	%	%	%	%	%	%	%	%
Caused mostly by human activities	55	62	59	54	56	55	56	52	52	48	51	48	47	52	46	48	46	48	46	55
Caused mostly by natural changes in the environment	32	24	30	33	31	31	35	34	33	36	34	36	36	34	37	35	36	37	36	33
Neither because global warming isn't happening	6	7	5	5	6	6	5	7	9	8	8	8	8	7	4	7	8	6	9	3
Other please specify, caused by human activities and natural changes	6	6	6	6	6	6	4	6	4	7	6	4	7	6	10	6	8	7	7	6
Other please specify, unclassified	1	1	1	1	1	1	--	1	1	1	1	4	1	1	2	2	1	1	1	1
Total Democrats	475	466	472	503	459	469	451	458	441	443	399	295	389	402	378	369	359	388	330	971
	%	%	%	%	%	%	%	%	%	%	%	%	%	%	%	%	%	%	%	%
Caused mostly by human activities	80	80	77	76	74	72	75	72	72	65	69	61	64	69	56	61	62	66	68	70
Caused mostly by natural changes in the environment	13	12	18	17	19	20	19	19	19	25	24	28	22	20	28	28	26	22	22	21
Neither because global warming isn't happening	1	1	2	*	1	1	1	1	4	3	2	3	5	3	1	3	2	1	1	1
Other please specify, caused by human activities and natural changes	5	6	3	6	5	6	4	6	4	5	5	6	8	8	11	6	8	9	8	6
Other please specify, unclassified	*	*	*	1	*	1	*	1	1	1	*	2	*	*	2	1	2	*	*	1

(Base: Registered American Voters 18+)
Assuming global warming is happening, do you think it is... (Cont'd.)

<i>Unweighted bases</i>	April 2019	Dec 2018	March 2018	Oct 2017	May 2017	Nov 2016	March 2016	Oct 2015	March 2015	Oct 2014	April 2014	Nov 2013	April 2013	Sept 2012	March 2012	Nov 2011	May 2011	June 2010	Jan 2010	Nov 2008
Liberal Democrats	264	295	265	289	240	239	249	254	206	214	201	144	186	208	168	160	165	162	136	459
	%	%	%	%	%	%	%	%	%	%	%	%	%	%	%	%	%	%	%	%
Caused mostly by human activities	86	90	84	83	87	80	82	82	75	78	75	68	78	75	70	71	68	77	75	78
Caused mostly by natural changes in the environment	8	5	12	11	9	13	15	12	15	15	19	20	12	14	17	20	17	11	13	14
Neither because global warming isn't happening	*	1	*	--	--	2	--	*	4	*	1	2	2	2	--	2	3	*	*	1
Other please specify, caused by human activities and natural changes	5	4	3	5	4	5	2	6	6	5	5	9	8	7	12	8	9	9	11	7
Other please specify, unclassified	--	--	--	--	--	1	*	1	*	*	--	2	*	--	1	--	3	--	--	*
Moderate/Conservative Democrats	209	168	204	212	219	227	200	204	231	227	197	150	200	191	209	205	191	224	193	503
	%	%	%	%	%	%	%	%	%	%	%	%	%	%	%	%	%	%	%	%
Caused mostly by human activities	71	66	70	67	62	64	67	62	69	55	64	56	53	63	46	54	58	59	62	64
Caused mostly by natural changes in the environment	20	23	24	24	30	27	24	28	23	32	28	35	31	25	36	35	32	30	28	27
Neither because global warming isn't happening	3	2	3	*	1	1	3	2	4	5	3	4	7	3	3	4	1	1	1	1
Other please specify, caused by human activities and natural changes	6	8	3	6	5	7	6	6	3	6	4	3	9	9	11	5	7	9	6	6
Other please specify, unclassified	1	1	*	2	1	1	--	2	1	1	*	2	*	*	3	2	1	*	1	1

(Base: Registered American Voters 18+)
Assuming global warming is happening, do you think it is... (Cont'd.)

<i>Unweighted bases</i>	April 2019	Dec 2018	March 2018	Oct 2017	May 2017	Nov 2016	March 2016	Oct 2015	March 2015	Oct 2014	April 2014	Nov 2013	April 2013	Sept 2012	March 2012	Nov 2011	May 2011	June 2010	Jan 2010	Nov 2008
Independents	95	95	120	118	120	97	103	109	102	117	85	77	92	82	84	79	79	86	96	218
	%	%	%	%	%	%	%	%	%	%	%	%	%	%	%	%	%	%	%	%
Caused mostly by human activities	46	62	52	42	55	44	48	62	41	43	32	44	37	58	48	50	34	45	47	63
Caused mostly by natural changes in the environment	37	24	30	37	28	28	39	26	34	36	43	33	47	27	27	30	41	38	38	24
Neither because global warming isn't happening	4	7	6	8	5	10	6	3	13	5	8	11	4	5	5	7	10	5	12	2
Other please specify, caused by human activities and natural changes	12	6	12	8	10	14	5	4	9	12	9	5	8	7	15	11	15	9	2	6
Other please specify, unclassified	--	1	*	4	1	--	--	5	2	2	4	7	3	3	4	--	--	1	1	1
Total Republicans	488	356	430	437	442	455	399	443	428	421	334	255	374	363	322	303	333	333	357	913
	%	%	%	%	%	%	%	%	%	%	%	%	%	%	%	%	%	%	%	%
Caused mostly by human activities	30	36	38	29	34	37	35	30	31	28	31	30	29	31	25	31	29	27	27	36
Caused mostly by natural changes in the environment	51	42	45	52	48	44	53	50	50	51	46	49	51	52	57	46	50	54	49	50
Neither because global warming isn't happening	11	14	10	12	11	11	8	14	14	14	16	14	12	12	8	13	14	11	16	6
Other please specify, caused by human activities and natural changes	7	7	7	6	6	6	4	6	3	7	6	3	5	3	7	6	5	6	6	6
Other please specify, unclassified	1	1	1	1	*	1	1	1	1	1	1	5	3	2	2	4	1	2	2	1

(Base: Registered American Voters 18+)
Assuming global warming is happening, do you think it is... (Cont'd.)

<i>Unweighted bases</i>	April 2019	Dec 2018	March 2018	Oct 2017	May 2017	Nov 2016	March 2016	Oct 2015	March 2015	Oct 2014	April 2014	Nov 2013	April 2013	Sept 2012	March 2012	Nov 2011	May 2011	June 2010	Jan 2010	Nov 2008
Moderate/ Liberal Republicans	165	116	149	165	127	143	132	137	119	126	103	72	103	100	92	93	91	82	102	304
	%	%	%	%	%	%	%	%	%	%	%	%	%	%	%	%	%	%	%	%
Caused mostly by human activities	46	53	55	41	44	53	50	43	40	45	46	47	36	47	34	57	38	53	34	52
Caused mostly by natural changes in the environment	43	31	28	46	43	35	42	43	45	41	38	41	43	45	47	28	45	37	44	36
Neither because global warming isn't happening	4	5	7	3	7	4	4	3	9	7	8	6	10	5	8	4	7	7	7	2
Other please specify, caused by human activities and natural changes	7	8	10	8	6	5	5	9	5	7	6	4	10	3	11	6	7	3	12	8
Other please specify, unclassified	--	1	--	1	--	1	--	2	1	--	1	2	1	--	*	4	1	1	2	1
Conservative Republicans	320	238	276	271	313	310	267	304	307	295	228	183	271	263	229	206	241	249	251	604
	%	%	%	%	%	%	%	%	%	%	%	%	%	%	%	%	%	%	%	%
Caused mostly by human activities	21	28	26	21	30	29	26	22	27	20	22	21	26	22	21	17	25	20	22	28
Caused mostly by natural changes in the environment	56	47	56	56	51	49	59	53	53	55	50	52	54	55	61	56	52	58	52	58
Neither because global warming isn't happening	14	18	12	17	13	15	11	20	16	17	20	17	13	16	9	16	17	12	20	8
Other please specify, caused by human activities and natural changes	7	6	4	5	6	5	3	4	2	6	6	2	3	3	6	6	4	6	3	5
Other please specify, unclassified	2	*	1	1	*	1	1	*	1	1	1	7	3	3	3	4	2	3	2	1

(Base: Registered American Voters 18+)
How worried are you about global warming?

<i>Unweighted bases</i>	April 2019	Dec 2018	March 2018	Oct 2017	May 2017	Nov 2016	March 2016	Oct 2015	March 2015	Oct 2014	April 2014	Nov 2013	April 2013	Sept 2012	March 2012	Nov 2011	May 2011	June 2010	Jan 2010	Nov 2008
All Registered Voters	1,097	966	1,067	1,109	1,070	1,061	1,004	1,070	1,025	1,045	860	669	889	885	849	813	827	857	856	2,203
	%	%	%	%	%	%	%	%	%	%	%	%	%	%	%	%	%	%	%	%
Very worried	25	29	23	23	18	20	15	15	12	12	16	16	14	16	11	12	8	11	12	15
Somewhat worried	36	38	40	41	37	41	41	40	41	44	40	37	36	42	40	41	43	41	38	47
Not very worried	23	20	22	22	27	24	26	29	28	25	26	26	32	25	31	32	29	30	26	24
Not at all worried	16	13	15	15	17	15	18	16	19	19	17	21	18	17	17	15	21	19	24	14
Total Democrats	475	466	472	503	459	469	451	458	441	443	399	295	389	402	378	369	359	388	330	971
	%	%	%	%	%	%	%	%	%	%	%	%	%	%	%	%	%	%	%	%
Very worried	46	48	35	40	29	32	26	27	19	21	27	24	24	26	16	19	14	18	20	24
Somewhat worried	42	41	48	47	50	50	52	48	56	55	54	49	42	48	48	52	57	53	53	53
Not very worried	10	8	13	10	16	14	17	21	19	18	14	23	26	21	27	22	21	23	19	20
Not at all worried	2	3	5	3	5	4	5	4	6	6	5	5	8	4	8	6	8	6	7	3
Liberal Democrats	264	295	265	289	240	239	249	254	206	214	201	144	186	208	168	160	165	162	136	459
	%	%	%	%	%	%	%	%	%	%	%	%	%	%	%	%	%	%	%	%
Very worried	55	57	44	53	38	42	33	35	29	29	31	33	32	34	21	21	18	19	25	29
Somewhat worried	39	37	44	41	48	49	55	48	56	57	53	50	45	50	54	62	54	61	62	53
Not very worried	5	5	9	5	12	7	11	14	10	12	14	15	20	13	20	13	18	14	11	15
Not at all worried	1	1	2	2	2	2	1	3	6	2	2	1	3	4	5	3	10	5	2	3
Moderate/Conservative Democrats	209	168	204	212	219	227	200	204	231	227	197	150	200	191	209	205	191	224	193	503
	%	%	%	%	%	%	%	%	%	%	%	%	%	%	%	%	%	%	%	%
Very worried	35	33	23	26	20	23	19	18	11	15	24	14	17	18	12	17	10	17	16	19
Somewhat worried	46	47	53	54	52	51	48	48	56	53	54	48	39	46	44	47	60	48	46	55
Not very worried	16	12	17	16	21	20	24	28	28	23	15	30	31	31	33	27	24	30	26	23
Not at all worried	3	7	7	4	7	6	9	6	6	9	7	8	13	5	11	8	6	6	12	3

(Base: Registered American Voters 18+)
How worried are you about global warming? (Cont'd.)

<i>Unweighted bases</i>	April 2019	Dec 2018	March 2018	Oct 2017	May 2017	Nov 2016	March 2016	Oct 2015	March 2015	Oct 2014	April 2014	Nov 2013	April 2013	Sept 2012	March 2012	Nov 2011	May 2011	June 2010	Jan 2010	Nov 2008
Independents	95	95	120	118	120	97	103	109	102	117	85	77	92	82	84	79	79	86	96	218
	%	%	%	%	%	%	%	%	%	%	%	%	%	%	%	%	%	%	%	%
Very worried	20	19	22	13	23	12	7	12	5	7	11	14	9	17	4	13	1	6	11	16
Somewhat worried	32	43	32	40	33	39	43	41	40	47	24	39	40	51	37	31	40	39	38	48
Not very worried	29	24	26	29	30	28	30	31	37	30	40	19	27	15	36	42	34	37	19	24
Not at all worried	19	14	20	19	14	21	21	16	17	16	25	26	25	17	23	13	25	19	30	12
Total Republicans	488	356	430	437	442	455	399	443	428	421	334	255	374	363	322	303	333	333	357	913
	%	%	%	%	%	%	%	%	%	%	%	%	%	%	%	%	%	%	%	%
Very worried	4	7	9	4	5	7	4	4	4	2	3	7	5	5	3	3	3	3	6	5
Somewhat worried	29	33	32	32	24	30	27	31	25	27	27	21	28	30	28	28	28	24	25	36
Not very worried	37	34	33	35	38	36	37	36	37	34	37	34	41	31	38	40	33	37	33	30
Not at all worried	31	26	26	30	33	27	32	28	34	37	33	38	26	34	31	28	35	36	36	28
Moderate/ Liberal Republicans	165	116	149	165	127	143	132	137	119	126	103	72	103	100	92	93	91	82	102	304
	%	%	%	%	%	%	%	%	%	%	%	%	%	%	%	%	%	%	%	%
Very worried	5	10	16	8	7	19	8	8	4	3	6	18	8	9	4	9	5	6	11	11
Somewhat worried	49	44	42	46	35	41	41	43	31	50	45	38	35	46	52	42	44	38	36	50
Not very worried	32	35	26	33	37	30	33	39	47	27	38	27	45	25	32	39	36	37	29	23
Not at all worried	14	11	16	13	20	11	19	10	17	20	11	16	11	20	13	10	15	18	24	15
Conservative Republicans	320	238	276	271	313	310	267	304	307	295	228	183	271	263	229	206	241	249	251	604
	%	%	%	%	%	%	%	%	%	%	%	%	%	%	%	%	%	%	%	%
Very worried	3	5	5	1	4	1	2	3	4	2	2	2	4	3	2	1	3	2	4	2
Somewhat worried	18	28	25	22	20	25	19	25	22	17	17	13	25	22	18	20	21	19	18	28
Not very worried	39	34	37	36	38	39	39	35	33	37	37	38	39	34	41	42	32	37	36	34
Not at all worried	39	34	33	41	39	36	40	37	41	44	45	48	33	41	38	37	44	42	42	35

Do you think each of the following should be doing more or less to address global warming?

Corporations and industry

	Total Registered Voters	Democrats			Ind/Other	Republicans		
		Total	Liberal	Mod/Con		Total	Liberal/Mod	Con
Unweighted Base	1,097	475	264	209	95	488	165	320
	%	%	%	%	%	%	%	%
Much more	38	59	67	50	37	16	23	13
More	34	30	27	34	40	37	46	31
Currently doing the right amount	17	6	3	9	17	28	19	34
Less	5	3	3	4	--	8	7	9
Much Less	6	2	*	4	6	10	4	13

Citizens themselves

	Total Registered Voters	Democrats			Ind/Other	Republicans		
		Total	Liberal	Mod/Con		Total	Liberal/Mod	Con
Unweighted Base	1,097	475	264	209	95	488	165	320
	%	%	%	%	%	%	%	%
Much more	24	37	41	33	24	9	13	8
More	43	50	50	50	49	34	49	25
Currently doing the right amount	21	9	6	12	20	36	29	39
Less	6	3	2	3	4	10	5	13
Much Less	6	2	1	2	3	11	4	15

The U.S. Congress

	Total Registered Voters	Democrats			Ind/Other	Republicans		
		Total	Liberal	Mod/Con		Total	Liberal/Mod	Con
Unweighted Base	1,097	475	264	209	95	488	165	320
	%	%	%	%	%	%	%	%
Much more	28	50	58	39	24	7	11	5
More	34	38	34	44	42	27	41	19
Currently doing the right amount	18	7	5	11	14	30	28	30
Less	10	3	2	4	8	18	13	21
Much Less	10	2	1	3	12	18	7	24

**Do you think each of the following should be doing more or less to address global warming?
(Cont'd.)**

The Republican Party

	Total Registered Voters	Democrats			Ind/Other	Republicans		
		Total	Liberal	Mod/Con		Total	Liberal/Mod	Con
Unweighted Base	1,097	475	264	209	95	488	165	320
	%	%	%	%	%	%	%	%
Much more	34	61	69	50	31	6	9	4
More	28	27	24	31	33	27	40	20
Currently doing the right amount	23	6	3	10	16	43	38	46
Less	6	3	2	5	8	9	7	10
Much Less	9	3	2	4	11	15	6	19

President Trump

	Total Registered Voters	Democrats			Ind/Other	Republicans		
		Total	Liberal	Mod/Con		Total	Liberal/Mod	Con
Unweighted Base	1,097	475	264	209	95	488	165	320
	%	%	%	%	%	%	%	%
Much more	40	70	77	61	37	8	15	5
More	22	19	18	22	28	23	34	17
Currently doing the right amount	25	5	2	8	20	48	41	52
Less	4	2	1	4	4	7	5	9
Much Less	9	4	3	6	12	14	6	18

Your member of Congress

	Total Registered Voters	Democrats			Ind/Other	Republicans		
		Total	Liberal	Mod/Con		Total	Liberal/Mod	Con
Unweighted Base	1,097	475	264	209	95	488	165	320
	%	%	%	%	%	%	%	%
Much more	23	40	44	35	23	5	9	3
More	37	45	46	44	43	27	39	20
Currently doing the right amount	21	10	7	13	16	34	35	34
Less	9	4	2	5	7	16	11	18
Much Less	9	2	1	3	12	18	6	24

**Do you think each of the following should be doing more or less to address global warming?
(Cont'd.)**

Your governor

	Total Registered Voters	Democrats				Republicans		
		Total	Liberal	Mod/Con	Ind/Other	Total	Liberal/Mod	Con
Unweighted Base	1,097	475	264	209	95	488	165	320
	%	%	%	%	%	%	%	%
Much more	20	34	35	32	19	6	6	5
More	38	48	51	45	44	26	41	18
Currently doing the right amount	24	14	11	16	20	36	33	37
Less	9	3	2	3	6	16	14	18
Much Less	9	3	1	4	11	16	5	22

Your local government officials

	Total Registered Voters	Democrats				Republicans		
		Total	Liberal	Mod/Con	Ind/Other	Total	Liberal/Mod	Con
Unweighted Base	1,097	475	264	209	95	488	165	320
	%	%	%	%	%	%	%	%
Much more	21	34	35	33	21	6	8	5
More	37	49	53	43	39	24	35	18
Currently doing the right amount	25	13	9	18	22	40	42	40
Less	7	3	2	3	10	12	11	14
Much Less	9	2	1	2	9	17	4	24

The Democratic Party

	Total Registered Voters	Democrats				Republicans		
		Total	Liberal	Mod/Con	Ind/Other	Total	Liberal/Mod	Con
Unweighted Base	1,097	475	264	209	95	488	165	320
	%	%	%	%	%	%	%	%
Much more	19	30	34	25	21	8	8	8
More	37	50	51	48	44	22	35	15
Currently doing the right amount	19	17	14	20	12	22	28	19
Less	9	3	1	5	5	16	16	16
Much Less	15	1	*	2	17	32	13	42

**Do you think each of the following should be doing more or less to address global warming?
(Cont'd.)**

The media

	Total Registered Voters	Democrats			Ind/Other	Republicans		
		Total	Liberal	Mod/Con		Total	Liberal/Mod	Con
Unweighted Base	1,097	475	264	209	95	488	165	320
	%	%	%	%	%	%	%	%
Much more	19	31	35	26	21	7	13	4
More	34	47	48	45	30	19	29	14
Currently doing the right amount	19	18	16	21	19	21	23	20
Less	11	2	1	4	12	20	20	20
Much Less	17	2	--	4	18	33	16	41

Do you think...global warming should be a low, medium, high, or very high priority for the president and Congress?

	Total Registered Voters	Democrats			Ind/Other	Republicans		
		Total	Liberal	Mod/Con		Total	Liberal/Mod	Con
Unweighted Base	1,097	475	264	209	95	488	165	320
	%	%	%	%	%	%	%	%
Low	25	6	3	9	26	46	27	57
Medium	25	13	8	18	27	37	44	33
High	23	33	28	38	25	11	20	7
Very High	27	49	60	34	22	5	9	3

Governments can reduce the pollution that causes global warming in three main ways. How much do you support or oppose each of these approaches to reducing the pollution that causes global warming?

Invest in renewable energy research and infrastructure (which reduces pollution by making clean energy cheaper)

		Democrats				Republicans		
	Total Registered Voters	Total	Liberal	Mod/Con	Ind/Other	Total	Liberal/Mod	Con
Unweighted Base	1,097	475	264	209	95	488	165	320
	%	%	%	%	%	%	%	%
Strongly/Somewhat support	87	95	96	93	84	79	90	74
Strongly support	47	65	75	53	50	30	37	26
Somewhat support	40	30	21	41	34	50	53	48
Strongly/Somewhat oppose	12	5	4	7	15	20	10	26
Somewhat oppose	6	3	2	4	5	10	6	12
Strongly oppose	6	2	2	3	9	10	4	13

Regulate pollution (legally require companies to limit the amount of pollution they emit)

		Democrats				Republicans		
	Total Registered Voters	Total	Liberal	Mod/Con	Ind/Other	Total	Liberal/Mod	Con
Unweighted Base	1,097	475	264	209	95	488	165	320
	%	%	%	%	%	%	%	%
Strongly/Somewhat support	82	93	94	92	82	70	88	60
Strongly support	42	63	73	50	40	22	31	17
Somewhat support	40	31	21	42	42	48	57	43
Strongly/Somewhat oppose	17	6	5	8	18	30	11	40
Somewhat oppose	9	4	3	5	9	14	5	20
Strongly oppose	9	2	2	2	9	15	7	20

Tax pollution (require companies to pay a tax on the pollution they emit, which encourages them to reduce their emissions)

		Democrats				Republicans		
	Total Registered Voters	Total	Liberal	Mod/Con	Ind/Other	Total	Liberal/Mod	Con
Unweighted Base	1,097	475	264	209	95	488	165	320
	%	%	%	%	%	%	%	%
Strongly/Somewhat support	72	88	91	84	69	54	73	44
Strongly support	33	48	57	37	36	16	26	11
Somewhat support	39	40	34	47	33	38	47	33
Strongly/Somewhat oppose	28	12	8	16	30	46	27	56
Somewhat oppose	15	9	6	12	16	22	16	26
Strongly oppose	13	3	2	4	14	23	11	30

How much do you support or oppose the following policies?

Require fossil fuel companies to pay a fee on carbon pollution, and distribute the money collected to all U.S. citizens, in equal amounts, through monthly dividend checks.

	Total Registered Voters	Democrats				Republicans		
		Total	Liberal	Mod/Con	Ind/Other	Total	Liberal/Mod	Con
Unweighted Base	1,097	475	264	209	95	488	165	320
	%	%	%	%	%	%	%	%
Strongly/Somewhat support	59	75	75	74	58	41	57	33
Strongly support	23	37	43	28	20	10	15	7
Somewhat support	35	38	32	46	38	31	42	26
Strongly/Somewhat oppose	41	25	25	26	41	59	43	67
Somewhat oppose	21	20	19	21	23	22	23	21
Strongly oppose	20	5	6	4	18	36	19	46

Require fossil fuel companies to pay a carbon tax and use the money to reduce other taxes (such as income tax) by an equal amount.

	Total Registered Voters	Democrats				Republicans		
		Total	Liberal	Mod/Con	Ind/Other	Total	Liberal/Mod	Con
Unweighted Base	1,097	475	264	209	95	488	165	320
	%	%	%	%	%	%	%	%
Strongly/Somewhat support	67	85	88	80	66	46	60	39
Strongly support	24	38	44	31	24	9	15	6
Somewhat support	42	46	45	49	43	37	45	33
Strongly/Somewhat oppose	33	15	11	20	32	54	40	61
Somewhat oppose	18	11	8	16	16	26	27	25
Strongly oppose	15	4	3	4	16	28	14	35

Set strict carbon dioxide emission limits on existing coal-fired power plants to reduce global warming and improve public health.

	Total Registered Voters	Democrats				Republicans		
		Total	Liberal	Mod/Con	Ind/Other	Total	Liberal/Mod	Con
Unweighted Base	1,097	475	264	209	95	488	165	320
	%	%	%	%	%	%	%	%
Strongly/Somewhat support	69	87	90	82	65	50	70	40
Strongly support	25	41	51	30	24	8	11	6
Somewhat support	44	45	40	52	41	42	59	33
Strongly/Somewhat oppose	31	13	9	18	35	50	30	60
Somewhat oppose	18	10	7	14	23	24	18	28
Strongly oppose	13	3	2	3	12	26	12	33

How much do you support or oppose the following policies? (Cont'd.)**Fund more research into renewable energy sources, such as solar and wind power.**

	Total Registered Voters	Democrats				Republicans		
		Total	Liberal	Mod/Con	Ind/Other	Total	Liberal/Mod	Con
Unweighted Base	1,097	475	264	209	95	488	165	320
	%	%	%	%	%	%	%	%
Strongly/Somewhat support	86	96	98	92	75	77	89	72
Strongly support	41	61	71	48	41	22	34	16
Somewhat support	45	35	28	44	34	55	55	56
Strongly/Somewhat oppose	14	4	2	8	24	23	11	28
Somewhat oppose	8	3	2	5	11	13	7	15
Strongly oppose	6	1	--	3	12	10	4	13

Provide tax rebates for people who purchase energy-efficient vehicles or solar panels.

	Total Registered Voters	Democrats				Republicans		
		Total	Liberal	Mod/Con	Ind/Other	Total	Liberal/Mod	Con
Unweighted Base	1,097	475	264	209	95	488	165	320
	%	%	%	%	%	%	%	%
Strongly/Somewhat support	84	94	98	89	81	75	87	70
Strongly support	40	54	62	44	39	26	37	21
Somewhat support	44	40	36	45	43	49	50	49
Strongly/Somewhat oppose	15	6	2	11	18	25	13	30
Somewhat oppose	8	5	2	9	9	11	7	14
Strongly oppose	7	1	*	2	9	13	7	17

Regulate carbon dioxide (the primary greenhouse gas) as a pollutant.

	Total Registered Voters	Democrats				Republicans		
		Total	Liberal	Mod/Con	Ind/Other	Total	Liberal/Mod	Con
Unweighted Base	1,097	475	264	209	95	488	165	320
	%	%	%	%	%	%	%	%
Strongly/Somewhat support	74	91	93	88	71	57	72	49
Strongly support	32	51	62	38	23	13	19	10
Somewhat support	42	40	31	51	48	44	53	39
Strongly/Somewhat oppose	25	9	7	12	28	43	28	51
Somewhat oppose	15	7	5	9	15	23	19	25
Strongly oppose	11	2	2	2	12	20	9	26

How much do you support or oppose the following policies? (Cont'd.)

Require electric utilities to produce at least 20% of their electricity from wind, solar, or other renewable energy sources, even if it costs the average household an extra \$100 a year.

	Total Registered Voters	Democrats			Ind/Other	Republicans		
		Total	Liberal	Mod/Con		Total	Liberal/Mod	Con
Unweighted Base	1,097	475	264	209	95	488	165	320
	%	%	%	%	%	%	%	%
Strongly/Somewhat support	64	80	84	74	59	47	66	37
Strongly support	23	37	43	30	20	9	14	7
Somewhat support	40	43	41	44	39	38	52	30
Strongly/Somewhat oppose	36	20	16	26	40	53	34	63
Somewhat oppose	18	14	10	18	20	23	19	24
Strongly oppose	18	6	5	8	20	31	16	39

Expand offshore drilling for oil and natural gas off the U.S. coast.

	Total Registered Voters	Democrats			Ind/Other	Republicans		
		Total	Liberal	Mod/Con		Total	Liberal/Mod	Con
Unweighted Base	1,097	475	264	209	95	488	165	320
	%	%	%	%	%	%	%	%
Strongly/Somewhat support	53	33	27	41	46	75	63	81
Strongly support	17	11	11	10	12	26	12	33
Somewhat support	36	23	16	31	35	49	51	48
Strongly/Somewhat oppose	47	66	72	59	53	25	37	19
Somewhat oppose	22	25	21	31	23	18	26	14
Strongly oppose	25	41	52	28	30	7	11	5

Drill for oil in the Arctic National Wildlife Refuge (ANWR).

	Total Registered Voters	Democrats			Ind/Other	Republicans		
		Total	Liberal	Mod/Con		Total	Liberal/Mod	Con
Unweighted Base	1,097	475	264	209	95	488	165	320
	%	%	%	%	%	%	%	%
Strongly/Somewhat support	33	19	12	26	34	50	35	58
Strongly support	11	7	6	8	10	17	7	22
Somewhat support	22	12	6	18	24	33	28	36
Strongly/Somewhat oppose	67	81	88	74	65	50	65	42
Somewhat oppose	28	23	19	29	27	33	40	29
Strongly oppose	39	58	69	45	38	17	25	13

If Congress does not take action on global warming, would you support or oppose a U.S. president declaring global warming a national emergency to act on it without Congress?

	Total Registered Voters	Democrats			Ind/ Other	Republicans		
		Total	Liberal	Mod/ Con		Total	Liberal/ Mod	Con
Unweighted Base	1,097	475	264	209	95	488	165	320
	%	%	%	%	%	%	%	%
Strongly/Somewhat support	45	65	72	56	32	26	42	18
Strongly support	16	28	33	21	11	4	6	3
Somewhat support	29	37	39	35	21	22	36	14
Strongly/Somewhat oppose	54	34	27	42	65	73	58	82
Somewhat oppose	26	23	18	30	32	26	32	23
Strongly oppose	28	11	9	12	32	47	26	59

How much do you agree or disagree with the following statement?

Schools should teach our children about the causes, consequences, and potential solutions to global warming

	Total Registered Voters	Democrats			Ind/ Other	Republicans		
		Total	Liberal	Mod/ Con		Total	Liberal/ Mod	Con
Unweighted Base	1,097	475	264	209	95	488	165	320
	%	%	%	%	%	%	%	%
Strongly/Somewhat agree	77	94	97	90	72	59	76	51
Strongly agree	39	65	74	54	26	14	23	9
Somewhat agree	39	29	23	36	45	46	53	41
Strongly/Somewhat disagree	22	6	3	10	27	41	24	49
Somewhat disagree	9	3	1	5	12	17	12	20
Strongly disagree	13	3	2	5	15	24	12	30

Some members of Congress are proposing a "Green New Deal" for the U.S. They say that a Green New Deal will produce jobs and strengthen America's economy by accelerating the transition from fossil fuels to clean, renewable energy. The "Deal" would generate 100% of the nation's electricity from clean, renewable sources within the next 10 years, upgrade the nation's energy grid, buildings and transportation infrastructure, increase energy efficiency, invest in "green" technology research and development, and provide training for jobs in the new "green" economy. How much do you support or oppose this idea?

		Democrats				Republicans		
	Total Registered Voters	Total	Liberal	Mod/Con	Ind/Other	Total	Liberal/Mod	Con
Unweighted Base	1,097	475	264	209	95	488	165	320
	%	%	%	%	%	%	%	%
Strongly/Somewhat support	69	93	96	88	64	44	64	32
Strongly support	29	48	59	35	22	9	15	6
Somewhat support	40	44	37	53	42	35	49	27
Strongly/Somewhat oppose	30	6	3	10	35	56	34	67
Somewhat oppose	8	5	2	8	14	10	8	12
Strongly oppose	22	1	*	3	21	46	26	56

How much do you support or oppose the following approaches to paying for the Green New Deal?

Cut spending in other areas of the government

		Democrats				Republicans		
	Total Registered Voters	Total	Liberal	Mod/Con	Ind/Other	Total	Liberal/Mod	Con
Unweighted Base	1,097	475	264	209	95	488	165	320
	%	%	%	%	%	%	%	%
Strongly/Somewhat support	65	76	81	70	65	52	65	46
Strongly support	21	24	26	21	20	18	19	18
Somewhat support	44	53	55	50	45	34	45	28
Strongly/Somewhat oppose	34	23	19	29	34	47	35	54
Somewhat oppose	18	18	16	21	18	17	19	17
Strongly oppose	17	5	3	8	16	30	17	37

How much do you support or oppose the following approaches to paying for the Green New Deal? (Cont'd.)

Raise taxes on corporations

	Total Registered Voters	Democrats				Republicans		
		Total	Liberal	Mod/Con	Ind/Other	Total	Liberal/Mod	Con
Unweighted Base	1,097	475	264	209	95	488	165	320
	%	%	%	%	%	%	%	%
Strongly/Somewhat support	64	89	95	82	62	38	57	27
Strongly support	30	53	64	40	28	7	15	3
Somewhat support	34	36	31	42	33	31	43	24
Strongly/Somewhat oppose	36	11	5	17	37	62	43	73
Somewhat oppose	15	8	5	12	19	20	19	21
Strongly oppose	21	2	--	5	19	42	24	52

Raise taxes on the wealthiest households

	Total Registered Voters	Democrats				Republicans		
		Total	Liberal	Mod/Con	Ind/Other	Total	Liberal/Mod	Con
Unweighted Base	1,097	475	264	209	95	488	165	320
	%	%	%	%	%	%	%	%
Strongly/Somewhat support	62	90	94	85	63	32	49	22
Strongly support	34	59	67	50	35	8	15	4
Somewhat support	28	31	28	35	28	23	34	18
Strongly/Somewhat oppose	37	9	5	14	36	68	51	78
Somewhat oppose	14	6	4	9	13	23	24	23
Strongly oppose	23	3	1	5	23	45	27	55

Add to the federal budget deficit

	Total Registered Voters	Democrats				Republicans		
		Total	Liberal	Mod/Con	Ind/Other	Total	Liberal/Mod	Con
Unweighted Base	1,097	475	264	209	95	488	165	320
	%	%	%	%	%	%	%	%
Strongly/Somewhat support	24	37	41	32	23	11	13	9
Strongly support	4	5	6	3	12	1	1	1
Somewhat support	20	32	35	28	10	10	12	8
Strongly/Somewhat oppose	75	62	58	68	76	89	87	91
Somewhat oppose	34	39	40	38	31	29	42	22
Strongly oppose	41	23	17	30	46	60	46	69

If the Green New Deal is enacted, over the long term, how do you think it will affect the total number of jobs in the U.S.? It will...

	Total Registered Voters	Democrats			Ind/Other	Republicans		
		Total	Liberal	Mod/Con		Total	Liberal/Mod	Con
Unweighted Base	1,097	475	264	209	95	488	165	320
	%	%	%	%	%	%	%	%
Increase the total number of jobs	35	55	65	42	30	16	24	11
Decrease the total number of jobs	21	4	3	5	22	40	22	50
Have no effect on the total number of jobs	11	11	8	16	6	11	11	11
Don't know	32	29	23	36	42	33	42	28

If the Green New Deal is enacted, over the long term, how do you think it will affect the economy in the U.S.? It will...

	Total Registered Voters	Democrats			Ind/Other	Republicans		
		Total	Liberal	Mod/Con		Total	Liberal/Mod	Con
Unweighted Base	1,097	475	264	209	95	488	165	320
	%	%	%	%	%	%	%	%
Help the economy	36	56	65	45	32	17	25	12
Hurt the economy	26	6	4	8	28	48	31	58
Have no effect on the economy	7	8	10	6	5	6	8	6
Don't know	29	28	20	39	33	27	35	23

How likely or unlikely do you think it is that, over the long term, the following would happen if the Green New Deal was enacted?

The Green New Deal would save the nation at least as much as it would cost by limiting the damage caused by global warming

	Total Registered Voters	Democrats				Republicans		
		Total	Liberal	Mod/Con	Ind/Other	Total	Liberal/Mod	Con
Unweighted Base	1,097	475	264	209	95	488	165	320
	%	%	%	%	%	%	%	%
Very/somewhat likely	45	69	80	56	37	22	37	14
Very likely	23	40	50	26	15	7	12	4
Somewhat likely	23	29	29	29	22	15	24	10
Very/somewhat unlikely	33	9	5	14	34	59	41	69
Somewhat unlikely	10	6	4	9	14	13	13	13
Very unlikely	23	3	*	5	20	47	28	57
Don't know	21	21	14	29	29	19	23	16

The Green New Deal would pay for itself through increased revenue generated by jobs and economic growth

	Total Registered Voters	Democrats				Republicans		
		Total	Liberal	Mod/Con	Ind/Other	Total	Liberal/Mod	Con
Unweighted Base	1,097	475	264	209	95	488	165	320
	%	%	%	%	%	%	%	%
Very/somewhat likely	42	65	73	55	33	21	32	15
Very likely	18	31	38	21	12	6	9	4
Somewhat likely	24	34	35	33	20	15	23	11
Very/somewhat unlikely	37	14	11	17	39	61	42	71
Somewhat unlikely	12	10	11	10	15	12	13	11
Very unlikely	25	4	1	8	24	49	29	60
Don't know	21	21	16	27	26	18	25	15

Some members of Congress say that the best way for the U.S. to solve global warming is to create government policies that focus on global warming alone, while others say that global warming policies should be a part of a broader program that also addresses issues such as jobs, education, and healthcare. Which of these two general approaches do you prefer?

	Total Registered Voters	Democrats			Ind/Other	Republicans		
		Total	Liberal	Mod/Con		Total	Liberal/Mod	Con
Unweighted Base	1,097	475	264	209	95	488	165	320
	%	%	%	%	%	%	%	%
Focus on global warming and other issues together	45	58	66	49	37	34	44	29
Focus on global warming alone	16	21	20	22	19	11	17	8
Neither	20	3	3	4	22	37	17	48
Don't know	18	17	11	24	21	17	21	16

In 2020, there will be an election to choose a U.S. president. As of today, how important will the following issues be to you when you decide who you will vote for in the 2020 Presidential election?

Healthcare

	Total Registered Voters	Democrats			Ind/Other	Republicans		
		Total	Liberal	Mod/Con		Total	Liberal/Mod	Con
Unweighted Base	1,097	475	264	209	95	488	165	320
	%	%	%	%	%	%	%	%
Very important to my vote	66	81	82	79	58	54	58	52
Moderately important	23	16	15	17	25	31	33	30
Only a little important	6	2	3	2	7	10	6	12
Not at all important to my vote	2	1	--	1	3	3	2	4
Not sure	2	*	*	1	4	1	1	2
Prefer not to answer/Refused	1	*	*	*	2	1	--	1

The economy

	Total Registered Voters	Democrats			Ind/Other	Republicans		
		Total	Liberal	Mod/Con		Total	Liberal/Mod	Con
Unweighted Base	1,097	475	264	209	95	488	165	320
	%	%	%	%	%	%	%	%
Very important to my vote	66	64	58	71	65	70	66	72
Moderately important	26	28	35	18	22	25	29	23
Only a little important	4	5	7	4	6	2	2	2
Not at all important to my vote	1	1	*	3	2	1	1	1
Not sure	1	1	--	1	4	1	3	1
Prefer not to answer/Refused	1	1	--	2	1	1	--	1

In 2020, there will be an election to choose a U.S. president. As of today, how important will the following issues be to you when you decide who you will vote for in the 2020 Presidential election? (Cont'd)

Social Security

	Total Registered Voters	Democrats			Ind/Other	Republicans		
		Total	Liberal	Mod/Con		Total	Liberal/Mod	Con
Unweighted Base	1,097	475	264	209	95	488	165	320
	%	%	%	%	%	%	%	%
Very important to my vote	57	62	58	66	63	51	57	48
Moderately important	28	26	29	22	16	32	33	31
Only a little important	9	7	10	5	10	11	6	15
Not at all important to my vote	3	2	1	3	5	4	3	4
Not sure	2	2	1	2	4	1	1	2
Prefer not to answer/Refused	1	1	--	3	2	*	--	1

Gun control/rights

	Total Registered Voters	Democrats			Ind/Other	Republicans		
		Total	Liberal	Mod/Con		Total	Liberal/Mod	Con
Unweighted Base	1,097	475	264	209	95	488	165	320
	%	%	%	%	%	%	%	%
Very important to my vote	55	62	65	57	50	50	48	51
Moderately important	25	22	24	21	22	27	31	25
Only a little important	11	9	6	12	13	12	12	12
Not at all important to my vote	7	5	4	7	9	9	7	9
Not sure	2	2	1	2	4	2	1	2
Prefer not to answer/Refused	1	1	--	1	2	*	--	1

Education

	Total Registered Voters	Democrats			Ind/Other	Republicans		
		Total	Liberal	Mod/Con		Total	Liberal/Mod	Con
Unweighted Base	1,097	475	264	209	95	488	165	320
	%	%	%	%	%	%	%	%
Very important to my vote	53	67	66	67	49	39	45	35
Moderately important	32	26	27	24	33	41	44	40
Only a little important	9	5	5	5	7	14	10	16
Not at all important to my vote	3	1	1	1	5	5	2	6
Not sure	1	*	*	1	4	1	--	2
Prefer not to answer/Refused	1	*	--	1	2	*	--	1

In 2020, there will be an election to choose a U.S. president. As of today, how important will the following issues be to you when you decide who you will vote for in the 2020 Presidential election? (Cont'd)

Terrorism

	Total Registered Voters	Democrats			Ind/Other	Republicans		
		Total	Liberal	Mod/Con		Total	Liberal/Mod	Con
Unweighted Base	1,097	475	264	209	95	488	165	320
	%	%	%	%	%	%	%	%
Very important to my vote	51	46	42	50	51	58	57	58
Moderately important	30	30	28	33	25	31	29	31
Only a little important	12	15	19	11	10	8	10	6
Not at all important to my vote	4	6	8	3	8	2	1	3
Not sure	2	2	2	1	4	1	2	1
Prefer not to answer/Refused	1	1	1	2	2	1	--	1

Immigration reform

	Total Registered Voters	Democrats			Ind/Other	Republicans		
		Total	Liberal	Mod/Con		Total	Liberal/Mod	Con
Unweighted Base	1,097	475	264	209	95	488	165	320
	%	%	%	%	%	%	%	%
Very important to my vote	48	39	40	37	44	61	50	67
Moderately important	28	32	34	30	24	23	30	20
Only a little important	14	18	17	19	17	9	14	7
Not at all important to my vote	5	7	5	8	6	3	2	4
Not sure	4	4	3	4	6	3	4	2
Prefer not to answer/Refused	1	1	--	2	2	1	--	1

The federal budget deficit

	Total Registered Voters	Democrats			Ind/Other	Republicans		
		Total	Liberal	Mod/Con		Total	Liberal/Mod	Con
Unweighted Base	1,097	475	264	209	95	488	165	320
	%	%	%	%	%	%	%	%
Very important to my vote	47	49	46	53	48	47	43	50
Moderately important	32	29	32	27	38	33	37	31
Only a little important	12	13	17	9	2	13	15	12
Not at all important to my vote	4	4	2	7	5	3	2	3
Not sure	3	3	3	4	5	2	3	2
Prefer not to answer/Refused	1	1	--	2	1	1	--	1

In 2020, there will be an election to choose a U.S. president. As of today, how important will the following issues be to you when you decide who you will vote for in the 2020 Presidential election? (Cont'd)

Protecting the environment

	Total Registered Voters	Democrats			Ind/Other	Republicans		
		Total	Liberal	Mod/Con		Total	Liberal/Mod	Con
Unweighted Base	1,097	475	264	209	95	488	165	320
	%	%	%	%	%	%	%	%
Very important to my vote	46	70	76	63	40	22	35	15
Moderately important	30	22	20	24	31	39	43	36
Only a little important	15	5	3	8	13	25	14	32
Not at all important to my vote	7	2	1	3	8	11	6	15
Not sure	2	1	--	2	7	2	1	2
Prefer not to answer/Refused	1	*	--	1	1	1	--	1

Tax reform

	Total Registered Voters	Democrats			Ind/Other	Republicans		
		Total	Liberal	Mod/Con		Total	Liberal/Mod	Con
Unweighted Base	1,097	475	264	209	95	488	165	320
	%	%	%	%	%	%	%	%
Very important to my vote	43	44	43	46	52	41	39	42
Moderately important	37	36	37	35	26	40	43	37
Only a little important	13	13	15	11	6	14	13	15
Not at all important to my vote	4	4	4	5	5	2	2	3
Not sure	3	2	2	2	8	2	3	1
Prefer not to answer/Refused	1	1	--	2	3	1	--	1

Improving the nation's roads, bridges, and powerlines

	Total Registered Voters	Democrats			Ind/Other	Republicans		
		Total	Liberal	Mod/Con		Total	Liberal/Mod	Con
Unweighted Base	1,097	475	264	209	95	488	165	320
	%	%	%	%	%	%	%	%
Very important to my vote	43	48	48	48	48	36	39	34
Moderately important	39	36	37	36	33	42	46	40
Only a little important	12	10	12	8	7	16	11	19
Not at all important to my vote	3	3	1	5	5	3	2	3
Not sure	2	1	1	1	5	2	2	2
Prefer not to answer/Refused	1	2	1	2	2	1	--	1

In 2020, there will be an election to choose a U.S. president. As of today, how important will the following issues be to you when you decide who you will vote for in the 2020 Presidential election? (Cont'd)

Defending U.S. elections from interference by Russia or other countries

	Total Registered Voters	Democrats			Ind/Other	Republicans		
		Total	Liberal	Mod/Con		Total	Liberal/Mod	Con
Unweighted Base	1,097	475	264	209	95	488	165	320
	%	%	%	%	%	%	%	%
Very important to my vote	43	59	63	54	40	26	26	27
Moderately important	26	24	27	20	34	27	36	22
Only a little important	15	9	7	11	11	22	19	23
Not at all important to my vote	11	4	2	7	9	19	15	21
Not sure	5	3	2	5	5	5	4	6
Prefer not to answer/Refused	1	1	--	2	1	1	--	1

Income gap between rich and poor

	Total Registered Voters	Democrats			Ind/Other	Republicans		
		Total	Liberal	Mod/Con		Total	Liberal/Mod	Con
Unweighted Base	1,097	475	264	209	95	488	165	320
	%	%	%	%	%	%	%	%
Very important to my vote	41	64	67	60	34	18	24	15
Moderately important	26	26	27	26	27	25	33	19
Only a little important	15	5	4	6	16	26	24	27
Not at all important to my vote	15	3	1	5	15	28	14	36
Not sure	3	2	1	2	5	2	5	1
Prefer not to answer/Refused	1	*	--	1	2	1	--	1

Border security

	Total Registered Voters	Democrats			Ind/Other	Republicans		
		Total	Liberal	Mod/Con		Total	Liberal/Mod	Con
Unweighted Base	1,097	475	264	209	95	488	165	320
	%	%	%	%	%	%	%	%
Very important to my vote	40	18	16	21	34	66	54	73
Moderately important	25	29	29	28	21	22	28	18
Only a little important	20	31	34	28	23	8	13	6
Not at all important to my vote	11	18	19	17	14	2	3	1
Not sure	2	2	3	1	6	1	1	1
Prefer not to answer/Refused	1	2	--	4	2	*	--	1

In 2020, there will be an election to choose a U.S. president. As of today, how important will the following issues be to you when you decide who you will vote for in the 2020 Presidential election? (Cont'd)

Abortion

	Total Registered Voters	Democrats			Ind/Other	Republicans		
		Total	Liberal	Mod/Con		Total	Liberal/Mod	Con
Unweighted Base	1,097	475	264	209	95	488	165	320
	%	%	%	%	%	%	%	%
Very important to my vote	39	37	49	23	30	44	25	54
Moderately important	26	28	26	32	21	25	33	20
Only a little important	17	17	13	22	19	17	25	13
Not at all important to my vote	14	13	11	16	25	12	12	11
Not sure	3	3	2	5	3	2	3	1
Prefer not to answer/Refused	1	1	--	2	2	1	1	1

Developing sources of clean energy

	Total Registered Voters	Democrats			Ind/Other	Republicans		
		Total	Liberal	Mod/Con		Total	Liberal/Mod	Con
Unweighted Base	1,097	475	264	209	95	488	165	320
	%	%	%	%	%	%	%	%
Very important to my vote	39	59	65	51	37	18	25	14
Moderately important	32	24	23	26	35	39	45	35
Only a little important	18	10	8	13	9	29	22	32
Not at all important to my vote	8	4	2	6	11	12	6	16
Not sure	3	3	2	3	7	2	1	3
Prefer not to answer/Refused	1	--	--	--	1	1	--	1

Global warming

	Total Registered Voters	Democrats			Ind/Other	Republicans		
		Total	Liberal	Mod/Con		Total	Liberal/Mod	Con
Unweighted Base	1,097	475	264	209	95	488	165	320
	%	%	%	%	%	%	%	%
Very important to my vote	38	64	70	56	34	12	22	7
Moderately important	24	24	22	26	28	23	35	16
Only a little important	16	8	6	9	11	27	20	31
Not at all important to my vote	18	2	1	5	19	35	21	43
Not sure	2	2	1	2	7	2	2	2
Prefer not to answer/Refused	1	1	--	2	2	*	--	1

In 2020, there will be an election to choose a U.S. president. As of today, how important will the following issues be to you when you decide who you will vote for in the 2020 Presidential election? (Cont'd)

Providing relief after natural disasters (such as hurricanes, wildfires, etc.)

	Total Registered Voters	Democrats			Ind/Other	Republicans		
		Total	Liberal	Mod/Con		Total	Liberal/Mod	Con
Unweighted Base	1,097	475	264	209	95	488	165	320
	%	%	%	%	%	%	%	%
Very important to my vote	36	48	53	42	32	26	29	24
Moderately important	39	35	31	41	41	43	44	42
Only a little important	16	10	11	9	13	23	19	25
Not at all important to my vote	6	4	3	5	10	7	6	7
Not sure	2	2	2	2	4	1	2	1
Prefer not to answer/Refused	1	1	--	2	1	1	1	1

Race relations

	Total Registered Voters	Democrats			Ind/Other	Republicans		
		Total	Liberal	Mod/Con		Total	Liberal/Mod	Con
Unweighted Base	1,097	475	264	209	95	488	165	320
	%	%	%	%	%	%	%	%
Very important to my vote	35	52	53	51	28	19	28	14
Moderately important	31	32	35	28	31	31	36	28
Only a little important	17	8	9	8	19	26	20	30
Not at all important to my vote	13	5	1	9	12	21	15	24
Not sure	3	2	2	2	7	3	2	4
Prefer not to answer/Refused	1	1	--	2	4	*	--	1

Foreign policy

	Total Registered Voters	Democrats			Ind/Other	Republicans		
		Total	Liberal	Mod/Con		Total	Liberal/Mod	Con
Unweighted Base	1,097	475	264	209	95	488	165	320
	%	%	%	%	%	%	%	%
Very important to my vote	35	37	42	31	30	36	35	36
Moderately important	39	41	42	40	39	38	38	37
Only a little important	15	11	10	12	13	19	19	19
Not at all important to my vote	5	5	2	8	6	4	4	5
Not sure	5	5	4	5	9	3	3	3
Prefer not to answer/Refused	1	1	--	3	2	1	--	1

In 2020, there will be an election to choose a U.S. president. As of today, how important will the following issues be to you when you decide who you will vote for in the 2020 Presidential election? (Cont'd)

Energy independence

	Total Registered Voters	Democrats			Ind/Other	Republicans		
		Total	Liberal	Mod/Con		Total	Liberal/Mod	Con
Unweighted Base	1,097	475	264	209	95	488	165	320
	%	%	%	%	%	%	%	%
Very important to my vote	34	40	45	33	26	32	37	29
Moderately important	38	37	36	39	48	35	37	34
Only a little important	17	13	12	14	8	23	19	25
Not at all important to my vote	5	5	2	8	9	5	4	5
Not sure	5	4	4	3	7	5	4	6
Prefer not to answer/Refused	1	1	--	2	1	*	--	1

The opioid crisis

	Total Registered Voters	Democrats			Ind/Other	Republicans		
		Total	Liberal	Mod/Con		Total	Liberal/Mod	Con
Unweighted Base	1,097	475	264	209	95	488	165	320
	%	%	%	%	%	%	%	%
Very important to my vote	31	32	30	34	31	31	30	32
Moderately important	34	36	39	32	28	31	36	29
Only a little important	21	18	19	17	21	24	23	25
Not at all important to my vote	10	9	7	12	13	10	8	11
Not sure	3	3	3	3	6	2	2	2
Prefer not to answer/Refused	1	1	--	2	2	1	--	1

Criminal justice/sentencing reform

	Total Registered Voters	Democrats			Ind/Other	Republicans		
		Total	Liberal	Mod/Con		Total	Liberal/Mod	Con
Unweighted Base	1,097	475	264	209	95	488	165	320
	%	%	%	%	%	%	%	%
Very important to my vote	31	37	35	39	32	24	21	26
Moderately important	37	38	43	32	34	37	47	31
Only a little important	21	17	17	16	15	27	26	27
Not at all important to my vote	6	4	1	7	8	7	4	9
Not sure	5	4	4	5	8	5	2	6
Prefer not to answer/Refused	1	*	--	*	2	*	--	*

In 2020, there will be an election to choose a U.S. president. As of today, how important will the following issues be to you when you decide who you will vote for in the 2020 Presidential election? (Cont'd)

International trade

	Total Registered Voters	Democrats			Ind/Other	Republicans		
		Total	Liberal	Mod/Con		Total	Liberal/Mod	Con
Unweighted Base	1,097	475	264	209	95	488	165	320
	%	%	%	%	%	%	%	%
Very important to my vote	28	32	34	29	24	26	23	27
Moderately important	43	41	44	37	45	46	50	44
Only a little important	17	15	14	17	14	19	16	21
Not at all important to my vote	6	7	5	11	7	5	5	5
Not sure	4	3	2	5	8	3	6	2
Prefer not to answer/Refused	2	1	1	2	2	1	--	1

Campaign finance reform

	Total Registered Voters	Democrats			Ind/Other	Republicans		
		Total	Liberal	Mod/Con		Total	Liberal/Mod	Con
Unweighted Base	1,097	475	264	209	95	488	165	320
	%	%	%	%	%	%	%	%
Very important to my vote	27	38	42	33	33	16	19	15
Moderately important	27	24	24	24	26	31	29	32
Only a little important	24	21	22	21	13	28	28	28
Not at all important to my vote	14	10	6	15	20	17	16	18
Not sure	6	4	4	4	7	7	8	7
Prefer not to answer/Refused	2	2	1	3	2	1	--	1

Same-sex marriage

	Total Registered Voters	Democrats			Ind/Other	Republicans		
		Total	Liberal	Mod/Con		Total	Liberal/Mod	Con
Unweighted Base	1,097	475	264	209	95	488	165	320
	%	%	%	%	%	%	%	%
Very important to my vote	23	31	40	18	16	17	12	19
Moderately important	18	24	26	21	13	13	18	10
Only a little important	18	19	15	23	16	16	21	13
Not at all important to my vote	37	22	16	31	46	50	46	52
Not sure	3	3	2	5	5	2	2	2
Prefer not to answer/Refused	2	1	*	2	3	2	1	3

In 2020, there will be an election to choose a U.S. president. As of today, how important will the following issues be to you when you decide who you will vote for in the 2020 Presidential election? (Cont'd)

Legalizing marijuana

	Total Registered Voters	Democrats			Ind/Other	Republicans		
		Total	Liberal	Mod/Con		Total	Liberal/Mod	Con
Unweighted Base	1,097	475	264	209	95	488	165	320
	%	%	%	%	%	%	%	%
Very important to my vote	21	27	29	24	22	15	13	17
Moderately important	20	22	22	22	19	17	19	16
Only a little important	22	24	24	24	23	20	28	16
Not at all important to my vote	31	23	22	25	25	43	36	47
Not sure	3	2	2	2	8	3	4	2
Prefer not to answer/Refused	2	2	1	3	3	1	--	2

The war in Afghanistan

	Total Registered Voters	Democrats			Ind/Other	Republicans		
		Total	Liberal	Mod/Con		Total	Liberal/Mod	Con
Unweighted Base	1,097	475	264	209	95	488	165	320
	%	%	%	%	%	%	%	%
Very important to my vote	21	22	22	23	22	20	22	20
Moderately important	35	34	37	31	33	38	36	39
Only a little important	26	27	29	24	22	27	28	27
Not at all important to my vote	11	9	8	11	14	12	10	12
Not sure	5	6	4	8	7	2	4	2
Prefer not to answer/Refused	1	1	--	2	2	1	--	1

Reforming Wall Street

	Total Registered Voters	Democrats			Ind/Other	Republicans		
		Total	Liberal	Mod/Con		Total	Liberal/Mod	Con
Unweighted Base	1,097	475	264	209	95	488	165	320
	%	%	%	%	%	%	%	%
Very important to my vote	19	28	32	24	19	11	12	10
Moderately important	27	28	28	28	31	26	27	25
Only a little important	28	23	23	24	20	35	33	37
Not at all important to my vote	17	14	12	16	22	19	17	20
Not sure	7	5	5	5	7	8	11	7
Prefer not to answer/Refused	1	2	1	3	2	1	--	1

Earlier you said that the following issues are important to you when deciding how you will vote in the 2020 election for President. Which one of these issues is the most important issue to you when voting for a candidate?

[Programming notes: If more than one issue is selected above as "very important" above, display all "very important" issues. If no issues are selected above as "very important," but more than one is selected as "somewhat important," display all issues selected as "somewhat important." If only one issue is selected as "very important," do not display this question, but automatically enter that as "most important" issue. If no "very important" issues are selected, and only one "somewhat important" issue is selected, do not display this question, but automatically enter that issue as "most important." If no issues are identified as either "very" or "somewhat important," do not display this question and automatically enter response of "no 'very' or 'somewhat' important issue identified."]

	Total Registered Voters	Democrats				Republicans		
		Total	Liberal	Mod/Con	Ind/Other	Total	Liberal/Mod	Con
Unweighted Base	1,097	475	264	209	95	488	165	320
	%	%	%	%	%	%	%	%
Healthcare	18	26	29	22	19	11	15	9
The economy	13	9	7	13	13	17	15	18
Social security	9	11	9	14	9	8	15	4
Border security	8	*	--	*	6	18	11	21
Gun control/rights	6	4	5	4	3	7	8	7
Abortion	5	1	1	1	2	9	2	14
Global warming	4	8	12	4	2	*	1	--
Immigration reform	4	1	2	1	3	7	6	7
The federal budget deficit	4	3	3	3	7	5	4	5
Education	4	5	3	7	2	3	2	4
The income gap between rich and poor	3	6	7	5	3	1	2	--
Protecting the environment	3	5	6	3	3	1	2	*
Defending U.S. elections from interference by Russia or other countries	3	5	4	7	1	1	*	1
Terrorism	2	3	2	4	4	2	4	1
Legalizing marijuana	2	3	3	2	2	2	4	--
Developing sources of clean energy	1	1	*	2	4	1	1	1
Tax reform	1	1	1	2	2	1	1	1
Same-sex marriage	1	1	2	--	--	2	--	3
Foreign policy	1	1	1	1	5	1	1	*
Improving the nation's roads, bridges, and powerlines	1	1	*	1	*	1	1	*
The opioid crisis	1	*	*	*	--	1	2	1
Race relations	1	2	1	3	--	*	1	--
International Trade	*	*	--	*	2	1	--	1
Criminal justice/sentencing reform	*	1	*	1	--	*	--	--
Energy independence	*	--	--	--	--	1	1	1
Campaign finance reform	*	*	1	--	1	--	--	--
Providing relief after natural disasters (such as hurricanes, wildfires, etc.)	*	*	*	*	--	--	--	--
Reforming Wall Street	*	--	--	--	1	--	--	--
The war in Afghanistan	*	*	--	*	--	--	--	--
No response/No important issues	2	1	1	1	6	1	1	1

How likely would you be to do each of the following things if a person you like and respect asked you to?

Vote for a candidate for public office because of their position on global warming

	Total Registered Voters	Democrats				Republicans		
		Total	Liberal	Mod/Con	Ind/Other	Total	Liberal/Mod	Con
Unweighted Base	1,097	475	264	209	95	488	165	320
	%	%	%	%	%	%	%	%
Definitely would	23	39	50	26	18	6	8	4
Probably would	28	35	36	35	22	22	30	19
Probably would not	12	5	3	8	6	20	17	23
Definitely would not	16	4	1	7	17	29	20	33
Don't know	18	14	9	20	27	19	21	18
Prefer not to answer/Refused	4	2	1	5	10	4	5	4

Write letters, emails, or phone government officials about global warming

	Total Registered Voters	Democrats				Republicans		
		Total	Liberal	Mod/Con	Ind/Other	Total	Liberal/Mod	Con
Unweighted Base	1,097	475	264	209	95	488	165	320
	%	%	%	%	%	%	%	%
Definitely would	10	17	24	8	11	3	4	3
Probably would	21	32	35	29	15	11	14	10
Probably would not	25	23	20	27	18	29	29	28
Definitely would not	27	11	9	13	30	44	33	50
Don't know	13	13	12	15	18	10	15	6
Prefer not to answer/Refused	4	4	1	8	8	3	5	2

Donate money to an organization working on global warming

	Total Registered Voters	Democrats				Republicans		
		Total	Liberal	Mod/Con	Ind/Other	Total	Liberal/Mod	Con
Unweighted Base	1,097	475	264	209	95	488	165	320
	%	%	%	%	%	%	%	%
Definitely would	9	15	20	10	7	3	5	1
Probably would	22	33	37	29	18	11	14	9
Probably would not	22	20	19	22	19	24	27	22
Definitely would not	28	10	7	14	28	49	32	58
Don't know	15	18	16	20	18	10	16	7
Prefer not to answer/Refused	4	3	2	5	9	4	6	3

How likely would you be to do each of the following things if a person you like and respect asked you to? (Cont'd.)

Meet with an elected official or their staff about global warming

	Total Registered Voters	Democrats				Republicans		
		Total	Liberal	Mod/Con	Ind/Other	Total	Liberal/Mod	Con
Unweighted Base	1,097	475	264	209	95	488	165	320
	%	%	%	%	%	%	%	%
Definitely would	9	15	19	9	7	4	4	3
Probably would	21	29	31	27	24	11	11	12
Probably would not	25	25	24	26	16	26	30	25
Definitely would not	28	13	12	15	26	45	34	51
Don't know	13	15	13	16	16	10	15	8
Prefer not to answer/Refused	4	4	1	7	10	3	6	2

Volunteer your time to an organization working on global warming

	Total Registered Voters	Democrats				Republicans		
		Total	Liberal	Mod/Con	Ind/Other	Total	Liberal/Mod	Con
Unweighted Base	1,097	475	264	209	95	488	165	320
	%	%	%	%	%	%	%	%
Definitely would	7	11	13	8	7	2	4	2
Probably would	22	33	36	30	15	11	14	9
Probably would not	24	22	21	23	25	26	27	25
Definitely would not	27	10	9	12	28	46	33	54
Don't know	17	21	20	21	19	11	17	7
Prefer not to answer/Refused	3	3	1	4	6	3	5	3

Over the past 12 months, how many times have you done the following?

Written letters, emailed, or phoned government officials about global warming

	Total Registered Voters	Democrats			Ind/Other	Republicans		
		Total	Liberal	Mod/Con		Total	Liberal/Mod	Con
Unweighted Base	1,097	475	264	209	95	488	165	320
	%	%	%	%	%	%	%	%
Many times (6+)	1	2	2	2	2	*	1	*
Several times (4-5)	2	4	5	3	1	1	--	1
A few times (2-3)	5	8	9	7	7	2	3	1
Once	4	6	7	5	7	1	1	1
Never	86	77	75	80	82	96	95	96
Don't know	1	2	1	3	1	*	*	--

[If one or more times] When you contacted a government official did you...

	Total Registered Voters	Democrats			Ind/Other	Republicans		
		Total	Liberal	Mod/Con		Total	Liberal/Mod	Con
Unweighted Base	1,097	475	264	209	95	488	165	320
	%	%	%	%	%	%	%	%
Urge them to take action to reduce global warming	11	19	23	14	11	3	4	2
Urge them not to take action to reduce global warming	1	1	*	1	2	1	--	1
Other (please specify)	1	1	--	2	4	*	--	1
Never/Don't know/Refused previous question	87	79	76	83	83	96	96	96

How willing or unwilling would you be to join a campaign to convince elected officials to reduce global warming?

	Total Registered Voters	Democrats			Ind/Other	Republicans		
		Total	Liberal	Mod/Con		Total	Liberal/Mod	Con
Unweighted Base	1,097	475	264	209	95	488	165	320
	%	%	%	%	%	%	%	%
I am participating in a campaign like this now	2	3	4	1	2	1	1	1
I definitely would do it	7	10	13	7	8	3	6	2
I probably would do it	19	28	35	20	17	7	11	5
I probably would not do it	19	18	15	21	12	22	22	22
I definitely would not do it	26	8	6	11	25	47	33	55
Not sure	21	25	23	28	23	15	19	13
Prefer not to answer/Refused	6	7	3	12	14	4	8	2

Appendix II: Survey Method

The data in this report are based on a nationally representative survey of 1,291 American adults, aged 18 and older, 1,097 of whom are registered to vote. The survey was conducted March 29 – April 8, 2019. All questionnaires were self-administered by respondents in a web-based environment. The survey took, on average, about 23 minutes to complete.

The sample was drawn from the Ipsos (formerly GfK) KnowledgePanel®, an online panel of members drawn using probability sampling methods. Prospective members are recruited using a combination of random digit dial and address-based sampling techniques that cover virtually all (non-institutional) resident phone numbers and addresses in the United States. Those contacted who would choose to join the panel but do not have access to the Internet are loaned computers and given Internet access so they may participate.

The sample therefore includes a representative cross-section of American adults – irrespective of whether they have Internet access, use only a cell phone, etc. Key demographic variables were weighted, post survey, to match US Census Bureau norms.

From November 2008 to December 2018, no KnowledgePanel® member participated in more than one *Climate Change in the American Mind* (CCAM) survey. Beginning with the current survey (April, 2019), panel members who have participated in one or more of these surveys in the past, excluding the most recent two surveys (i.e., March and December 2018), may be randomly selected for participation. In the current survey, 464 respondents, including 382 registered voters, participated in a previous CCAM survey prior to 2018.

The survey instrument was designed by Anthony Leiserowitz, Seth Rosenthal, Matthew Ballew, Matthew Goldberg, Abel Gustafson, and Parrish Bergquist of Yale University, and Edward Maibach and John Kotcher of George Mason University.

Margins of error

All samples are subject to some degree of sampling error – that is, statistical results obtained from a sample can be expected to differ somewhat from results that would be obtained if every member of the target population was interviewed. Average margins of error, at the 95% confidence level, are as follows:

- Total registered voters ($N = 1,097$): Plus or minus 3 percentage points.
- Democrats (total; $n = 475$): Plus or minus 5 points.
- Liberal Democrats ($n = 264$): Plus or minus 6 points.
- Moderate/conservative Democrats ($n = 209$): Plus or minus 7 points.
- Independents ($n = 95$): Plus or minus 10 points.
- Republicans (total; $n = 488$): Plus or minus 4 points.
- Liberal/moderate Republicans ($n = 165$): Plus or minus 8 points.
- Conservative Republicans ($n = 320$): Plus or minus 6 points.

Appendix III: Sample Demographics

Registered Voters

	<i>N</i> (unweighted)	% (weighted)
Total	1,097	100
Men	586	49
Women	511	51
iGen (18-21)	30	5
Millennial (22-37)	214	26
Generation X (38-53)	269	25
Baby Boomer (54-72)	471	35
Silent Generation (73+)	113	8
Less than high school	43	7
High school graduate	273	28
Some college/Associate degree/Technical degree	338	29
College graduate	261	22
Post graduate	182	14
<\$25K	119	11
\$25K - <\$50K	181	19
\$50K - <\$75K	196	17
\$75K - <\$100K	151	14
\$100K - <\$125K	141	12
\$125K+	309	26
White, non-Hispanic	804	66
Black, African-American non-Hispanic	106	12
Hispanic	109	15
Other non-Hispanic	78	7
Northeast	197	18
Midwest	264	21
South	369	37
West	267	24

Full Sample

	<i>N</i> (unweighted)	% (weighted)
Total	1,291	100
Men	685	48
Women	606	52
iGen (18-21)	42	6
Millennial (22-37)	290	30
Generation X (38-53)	325	25
Baby Boomer (54-72)	516	32
Silent Generation (73+)	118	7
Less than high school	83	11
High school graduate	339	29
Some college/Associate degree/Technical degree	392	28
College graduate	283	20
Post graduate	194	13
<\$25K	173	14
\$25K - <\$50K	222	19
\$50K - <\$75K	225	17
\$75K - <\$100K	172	14
\$100K - <\$125K	158	11
\$125K+	341	24
White, non-Hispanic	916	64
Black, African-American non-Hispanic	125	12
Hispanic	139	16
Other non-Hispanic	111	8
Northeast	234	18
Midwest	305	21
South	441	38
West	311	24

