

CLIMATE CHANGE IN THE AMERICAN MIND

March 2018



YALE PROGRAM ON
Climate Change
Communication



GEORGE MASON UNIVERSITY
CENTER for CLIMATE CHANGE
COMMUNICATION

Table of Contents

Introduction.....	2
Executive Summary.....	3
1. Global Warming Beliefs	5
2. Emotional Responses to Global Warming.....	10
3. Perceived Risks of Global Warming	13
4. Personal and Social Engagement with Global Warming.....	16
5. Reducing Global Warming	21
6. How Americans Conceptualize Global Warming	23
7. Global Warming and Severe Weather	24
Appendix I: Data Tables.....	27
Appendix II: Survey Method	51
Appendix III: Sample Demographics.....	53

Introduction

This report is based on findings from a nationally representative survey – *Climate Change in the American Mind* – conducted by the [Yale Program on Climate Change Communication \(climatecommunication.yale.edu\)](http://climatecommunication.yale.edu) and the [George Mason University Center for Climate Change Communication \(climatechangecommunication.org\)](http://climatechangecommunication.org). Interview dates: March 7 – 24, 2018. Interviews: 1,278 Adults (18+). Average margin of error +/- 3 percentage points at the 95% confidence level. The research was funded by the 11th Hour Project, the Endeavor Foundation, the Energy Foundation, the Grantham Foundation, and the MacArthur Foundation.

Principal Investigators:

Anthony Leiserowitz, PhD
Yale Program on Climate Change Communication
anthony.leiserowitz@yale.edu

Edward Maibach, MPH, PhD
George Mason University Center for Climate Change Communication
emaibach@gmu.edu

Connie Roser-Renouf, PhD
George Mason University Center for Climate Change Communication
croserre@gmu.edu

Seth Rosenthal, PhD
Yale Program on Climate Change Communication
seth.rosenthal@yale.edu

Matthew Cutler, PhD
Yale Program on Climate Change Communication
matthew.cutler@yale.edu

John Kotcher, PhD
George Mason University Center for Climate Change Communication
jkotcher@gmu.edu

Cite as: Leiserowitz, A., Maibach, E., Roser-Renouf, C., Rosenthal, S., Cutler, M., & Kotcher, J. (2018). *Climate change in the American mind: March 2018*. Yale University and George Mason University. New Haven, CT: Yale Program on Climate Change Communication.

Executive Summary

This report documents an upward trend in Americans' concern about global warming, as reflected in several key indicators tracked since 2008, including substantial increases in Americans' certainty that global warming is happening and harming people in the United States now. The proportion of Americans who are very worried about global warming has more than doubled since its lowest point in 2011. Increasing numbers of Americans say they have personally experienced global warming and that the issue is personally important to them. Details on these and other measures of global warming beliefs and attitudes are described below:

- Seven in ten Americans (70%) think global warming is happening, an increase of seven percentage points since March 2015. Only about one in seven Americans (14%) think global warming is not happening. Americans who think global warming is happening outnumber those who think it is not by a 5 to 1 ratio.
- Americans are also becoming increasingly certain that global warming is happening – 49% are "extremely" or "very" sure it is happening, an increase of 12 percentage points since March 2015. By contrast, far fewer – 7% – are "extremely" or "very sure" global warming is not happening.
- Over half of Americans (58%) understand that global warming is mostly human-caused. By contrast, about three in ten (28%) say it is due mostly to natural changes in the environment.
- Only about one in seven Americans (15%) understand that nearly all climate scientists (more than 90%) have concluded that human-caused global warming is happening.
- About six in ten Americans (62%) say they are at least "somewhat worried" about global warming. About one in five (21%) are "very worried" about it – nearly twice the proportion that were "very worried" in March 2015.
- Six in ten Americans are "interested" in global warming (62%). Fewer feel "disgusted" (47%) or "helpless" (45%). Only about four in ten are "hopeful" (41%).
- About six in ten Americans (61%) think global warming is affecting weather in the United States, and three in ten think weather is being affected "a lot" (29%).
- Four in ten Americans (41%) say they have personally experienced the effects of global warming, an increase of 10 percentage points since March 2015.
- About four in ten Americans (39%) think people in the United States are being harmed by global warming "right now." The proportion that believes people are being harmed "right now" has increased by seven percentage points since March 2015.
- Four in ten or more Americans think they (42%) or their family (47%) will be harmed by global warming. Even more think global warming will harm people in the U.S. (58%), people in developing countries (62%), the world's poor (63%), future generations of people (71%) and/or plant and animal species (71%).
- About six in ten Americans (63%) say the issue of global warming is either "extremely" (10%), "very" (18%), or "somewhat" (35%) important to them personally, while more than one in three (37%) say it is either "not too" (22%) or "not at all" (15%) important personally. The proportion who say it is personally important has increased by seven percentage points since March 2015.

- Only about one in three Americans (35%) say they discuss global warming with family and friends "often" or "occasionally," although this is an increase of nine percentage points since March 2015. However, more say they "rarely" or "never" discuss it (65%). Additionally, about one in four Americans (43%) say they hear about global warming in the media at least once a month, and one in five (20%) say they hear people they know talk about global warming at least once a month.
- Americans say there are many reasons why they don't talk about global warming with their family and friends. About one in three say that they don't talk about it because it never comes up in conversation (35%) and/or because they already all agree about global warming (33%). Fewer say they don't know enough to talk about it (28%), their family and friends are not interested in it (27%), it is too political (26%), and/or it has never occurred to them to talk about it (25%).
- Half of Americans (50%) say they have thought "a lot" (20%) or "some" (30%) about global warming. The other half have thought about global warming just "a little" (34%) or "not at all" (16%).
- Few Americans are confident that humans will reduce global warming. About half (49%) say humans could reduce global warming, but it's unclear at this point whether we will do what is necessary, and about one in five (22%) say we won't reduce global warming because people are unwilling to change their behavior. Only 6% say humans can and will successfully reduce global warming.
- The most common reason why Americans want to reduce global warming is to provide a better life for our children and grandchildren – a reason selected by one in four Americans (24%). The next most common reasons are preventing the destruction of most life on the planet (16%) and protecting God's creation (12%).
- Large majorities of Americans think of global warming as an environmental (74%), scientific (68%), agricultural (62%), severe weather (61%), health (60%), political (58%), and/or economic issue (57%). Fewer think it is a moral (41%), social justice (29%), poverty (28%), national security (25%), and/or religious issue (13%).
- A majority of Americans are worried about harm from extreme events in their local area including extreme heat (64%), droughts (61%), flooding (60%), and/or water shortages (52%).

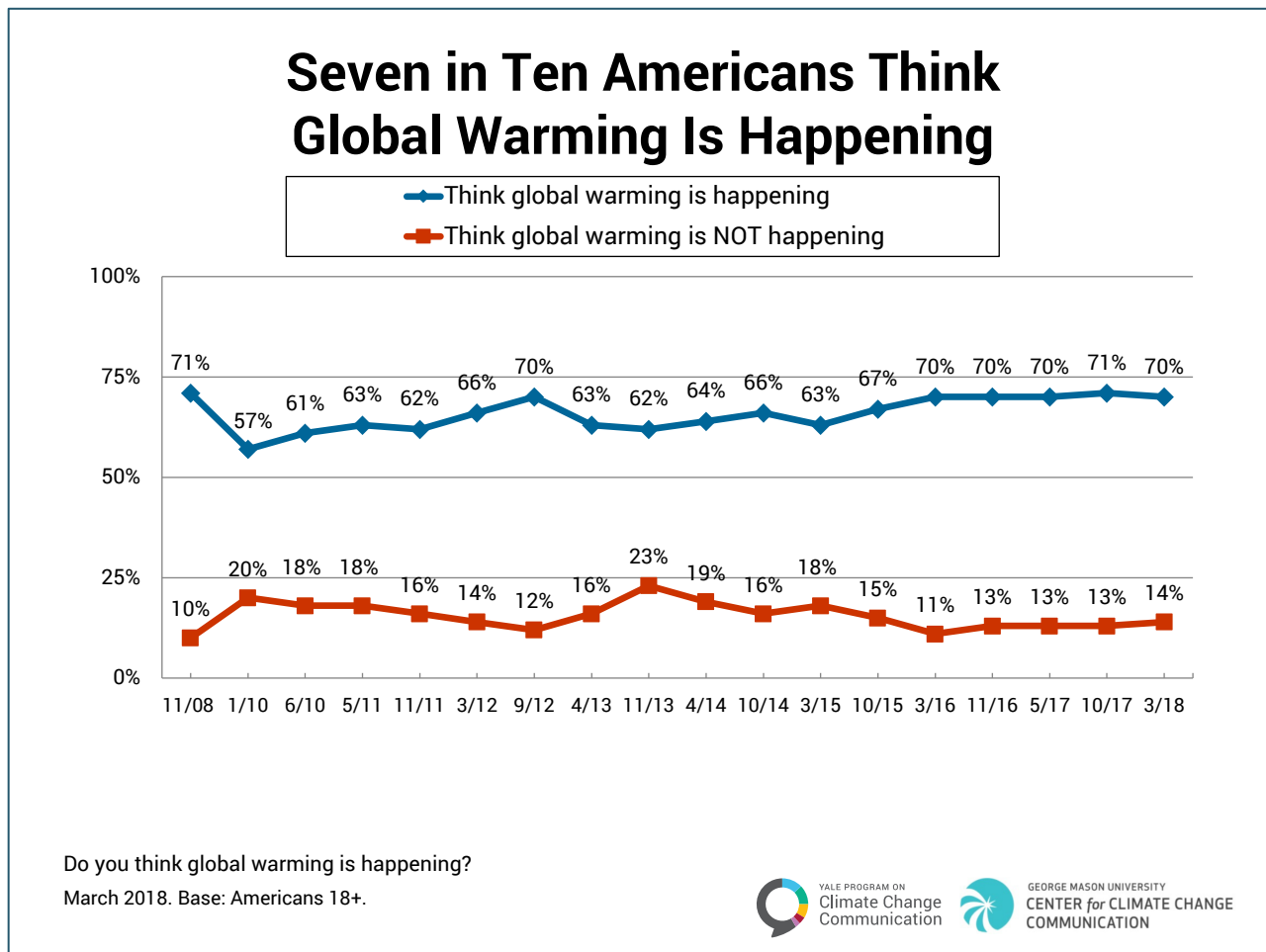
1. Global Warming Beliefs

1.1. Seven in ten Americans think global warming is happening.

Americans who think global warming is happening outnumber those who think it is not by a 5 to 1 ratio.

Seven in ten Americans (70%) think global warming is happening. By contrast, only about one in seven Americans (14%) think global warming is not happening.

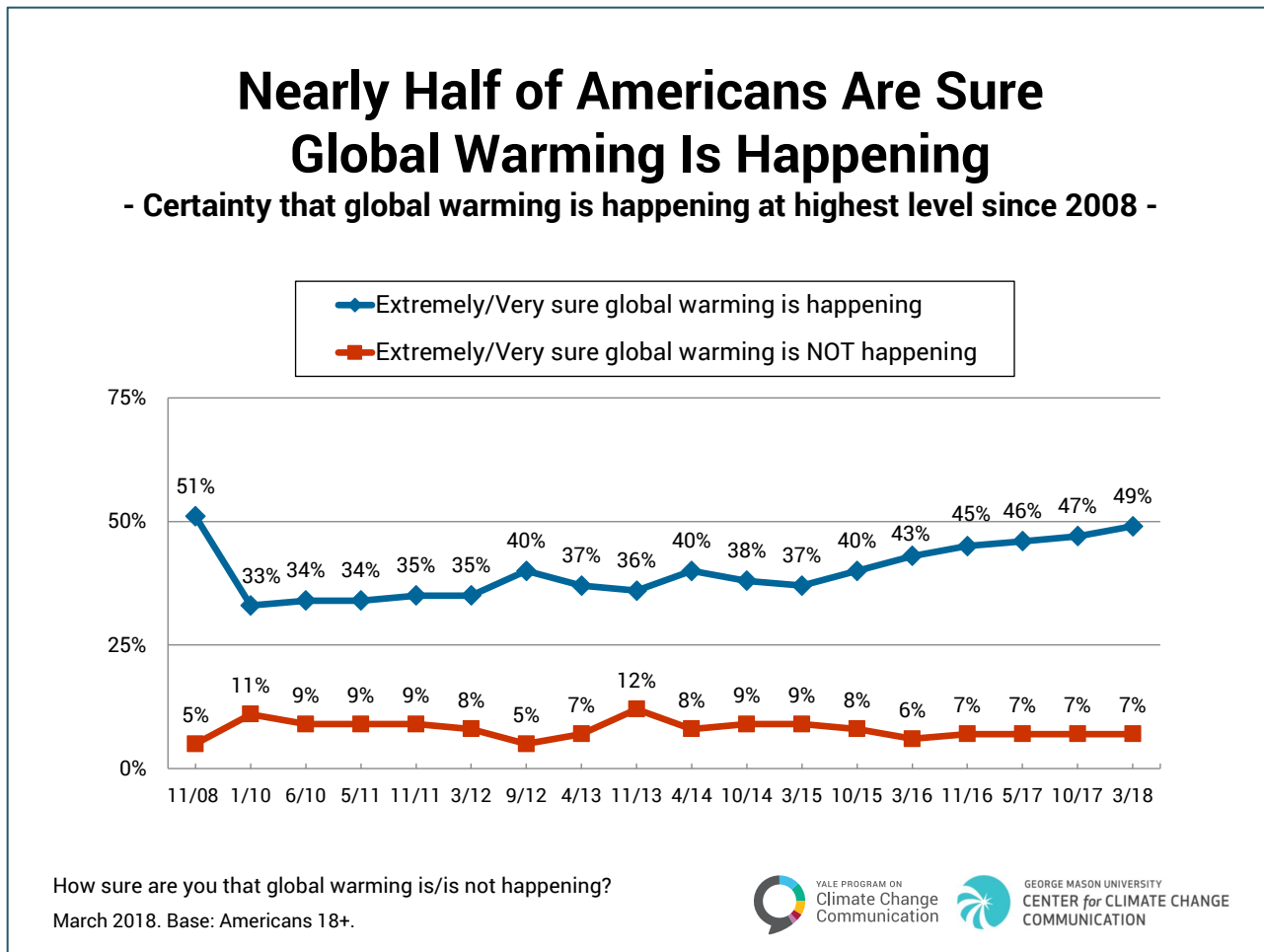
The percentage of Americans who think global warming is happening has remained steady since March 2016.



1.2. Nearly half of Americans are sure global warming is happening. Fewer than one in ten are sure it is not happening.

Forty-nine percent of Americans are either "extremely" or "very" sure global warming is happening. Far fewer – 7% – are "extremely" or "very sure" global warming is not happening.

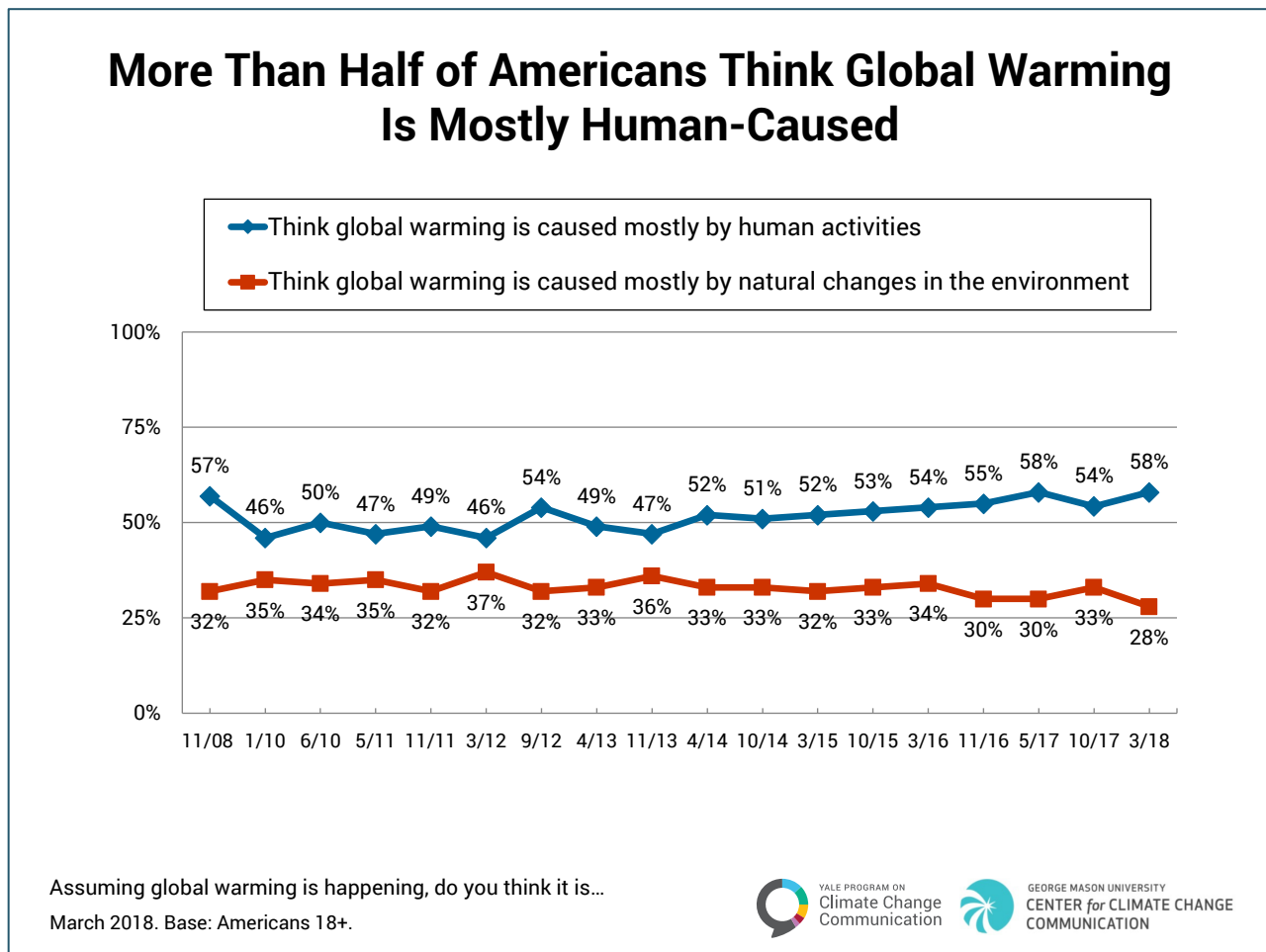
The percentage who are sure global warming is happening has risen steadily over the past three years and is now at its highest level since November 2008.



1.3. More than half of Americans think global warming is mostly human-caused.

The 2014 U.S. National Climate Assessment (written and reviewed by hundreds of climate experts over the course of four years) states: "The global warming of the past 50 years is primarily due to human activities, predominantly the burning of fossil fuels. Many independent lines of evidence confirm that human activities are affecting climate in unprecedented ways" (p. 15).¹

A majority of Americans (58%) understand that global warming is mostly human-caused, matching the highest level since our surveys began in 2008. By contrast, about three in ten (28%) say it is due mostly to natural changes in the environment, the lowest level since our surveys began.



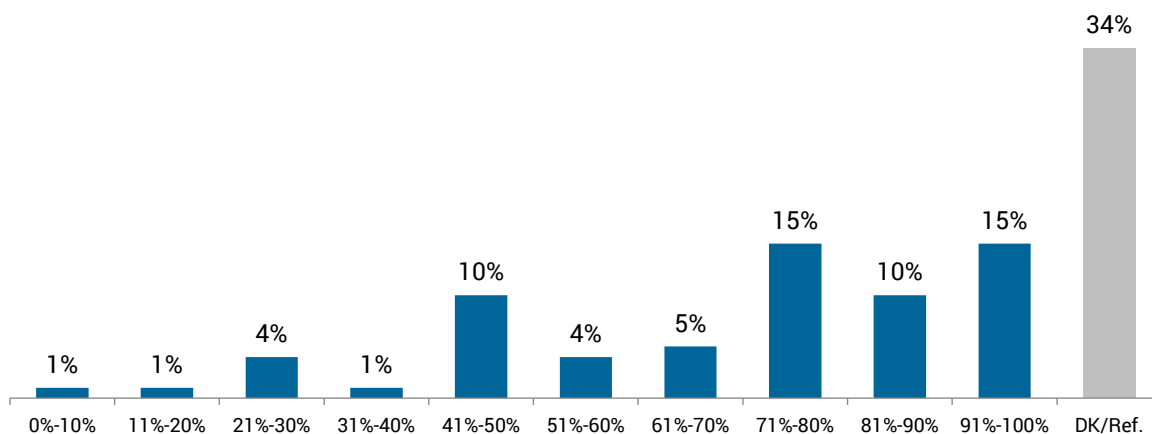
¹ <http://nca2014.globalchange.gov/report>

1.4. Only about one in seven Americans understand that almost all climate scientists (more than 90%) have concluded human-caused global warming is happening.

A recent review study by John Cook and colleagues² found that six, independent, peer-reviewed studies about the extent of the scientific consensus about global warming have reached similar conclusions: between 90% and 100% of climate scientists are convinced that human-caused climate change is happening. The most rigorous of these studies found that 97% of climate scientists are convinced that human-caused climate change is happening.

Only about one in seven Americans (15%) understand that nearly all climate scientists (more than 90%) are convinced that human-caused global warming is happening. The most common response to this question – given by about one in three Americans (34%) – is "don't know."³ Additionally, about half of the American public underestimates the scientific consensus.

Only About One in Seven Americans Understand That Almost All Climate Scientists (More Than 90%) Have Concluded Human-Caused Global Warming Is Happening



To the best of your knowledge, what percentage of climate scientists think that human-caused global warming is happening? Please click on the slider bar below to indicate your answer. You can slide the indicator to the position that best describes your opinion. If the slider does not work, you can enter a number in the number box.

March 2018. Base: Americans 18+ (n=1,278).



² Cook, J., Oreskes, N., Doran, P. T., Anderegg, W. R. I., Verheggen, B., Maibach, E. W., Carlton, J. S., Lewandowski, S., Skuce, A. G., Green, S. A., Nuccitelli, D., Jacobs, P., Richardson, M., Winkler, B., Painting, R., & Rice, K. (2016). Consensus on consensus: A synthesis of consensus estimates on human-caused global warming. *Environmental Research Letters* 11(4). doi: [10.1088/1748-9326/11/4/048002](https://doi.org/10.1088/1748-9326/11/4/048002)

³ Respondents were asked to estimate the percentage of climate scientists who have concluded that human-caused global warming is happening by moving a simulated "slider bar" which appeared on the screen of their computer. This slider allowed respondents to move the marker from "0%" on the left to "100%" on the right, or to any whole number between the two. A "don't know" response option appeared below the slider bar.

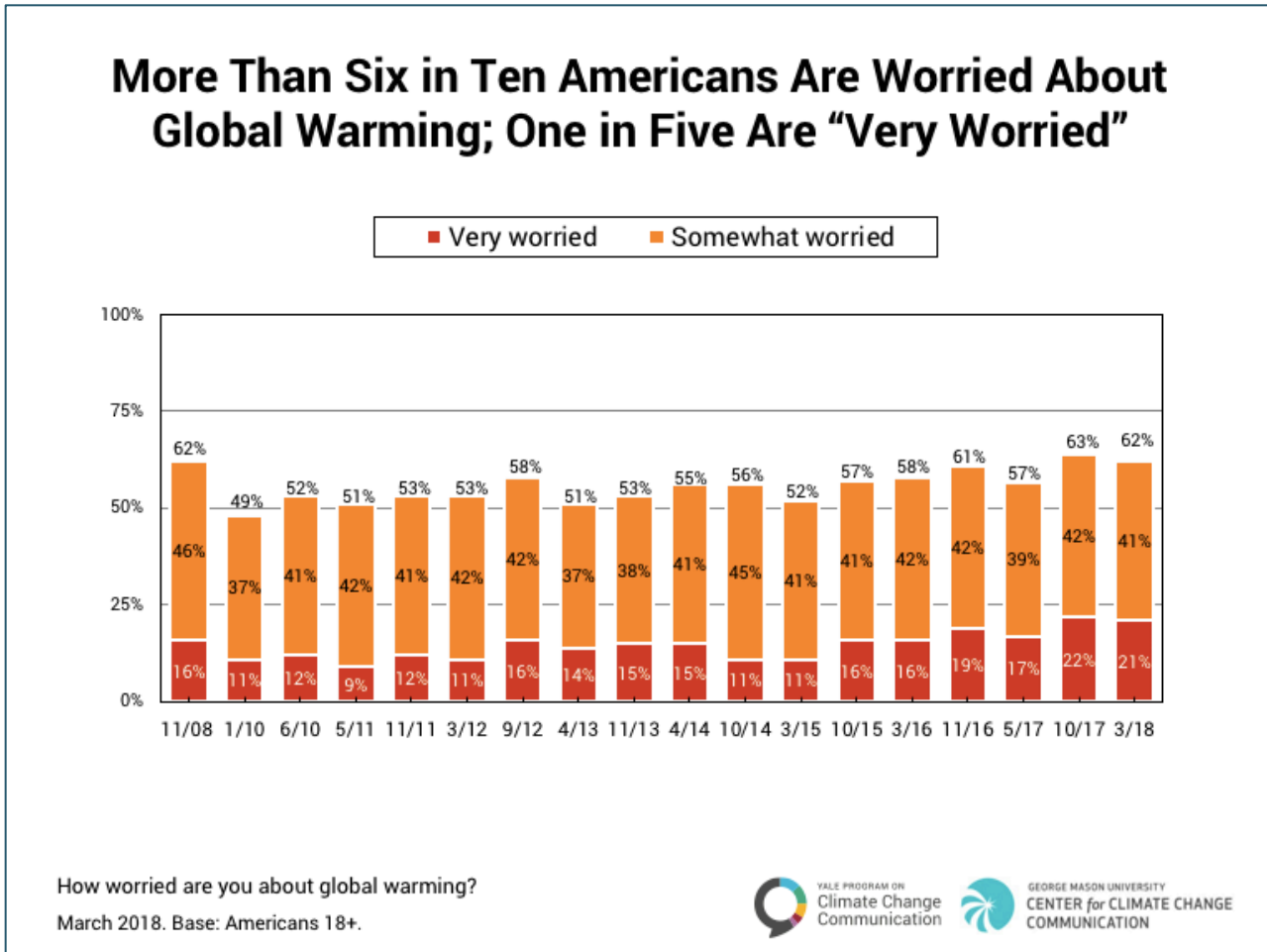
Public misunderstanding of the scientific consensus – which has been found in each of our surveys since 2008 – has significant consequences. Other research has identified public understanding of the scientific consensus as an important "gateway belief" that influences other important beliefs (i.e., global warming is happening, human-caused, a serious problem, and solvable) and support for action.

For more information, see: van der Linden, S. L., Leiserowitz, A. A., Feinberg, G. D., & Maibach, E. W. (2015). The scientific consensus on climate change as a gateway belief: Experimental evidence. *PLoS ONE*, *10*(2). [doi: 10.1371/journal.pone.0118489](https://doi.org/10.1371/journal.pone.0118489)

2. Emotional Responses to Global Warming

2.1. More than six in ten Americans are worried about global warming; one in five are "very worried."

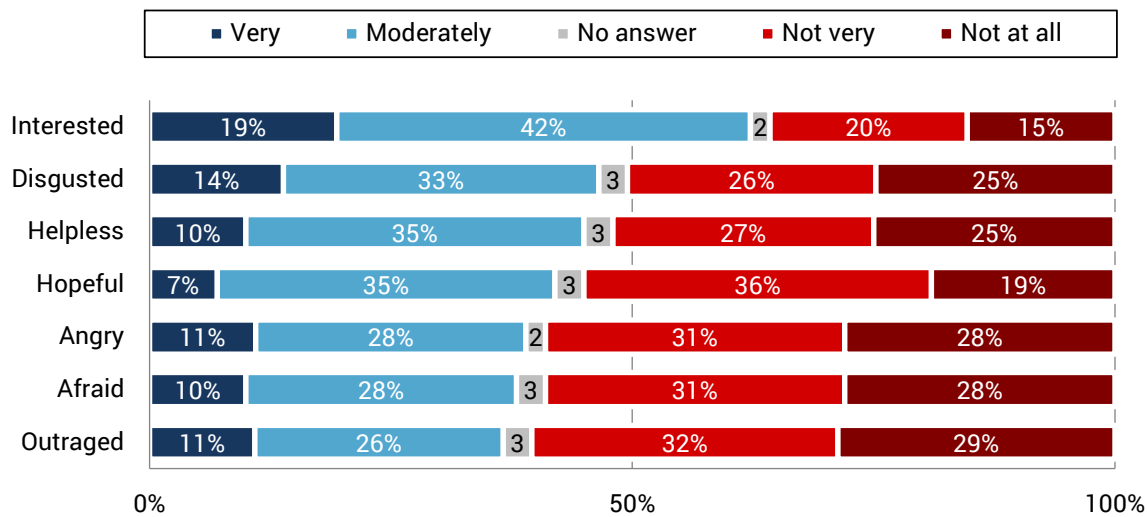
More than six in ten Americans (62%) say they are at least "somewhat worried" about global warming. About one in five Americans (21%) are "very worried."



2.2. Six in ten Americans are "interested" in global warming, but fewer than half feel other emotions.

When asked how strongly they feel various emotions when they think about global warming, six in ten Americans (62%) say they feel very or moderately "interested" in it, followed by those who say they feel "disgusted" (47%), "helpless" (45%), "hopeful" (41%), "angry" (39%), "afraid" (38%), and/or "outraged" (37%) when they think about global warming.

Six in Ten Americans Are "Interested" In Global Warming; Fewer Than Half Feel Other Emotions



How strongly do you feel each of the following emotions when you think about the issue of global warming?

March 2018. Base: Americans 18+ (n=1,278).



YALE PROGRAM ON
Climate Change
Communication



GEORGE MASON UNIVERSITY
CENTER for CLIMATE CHANGE
COMMUNICATION



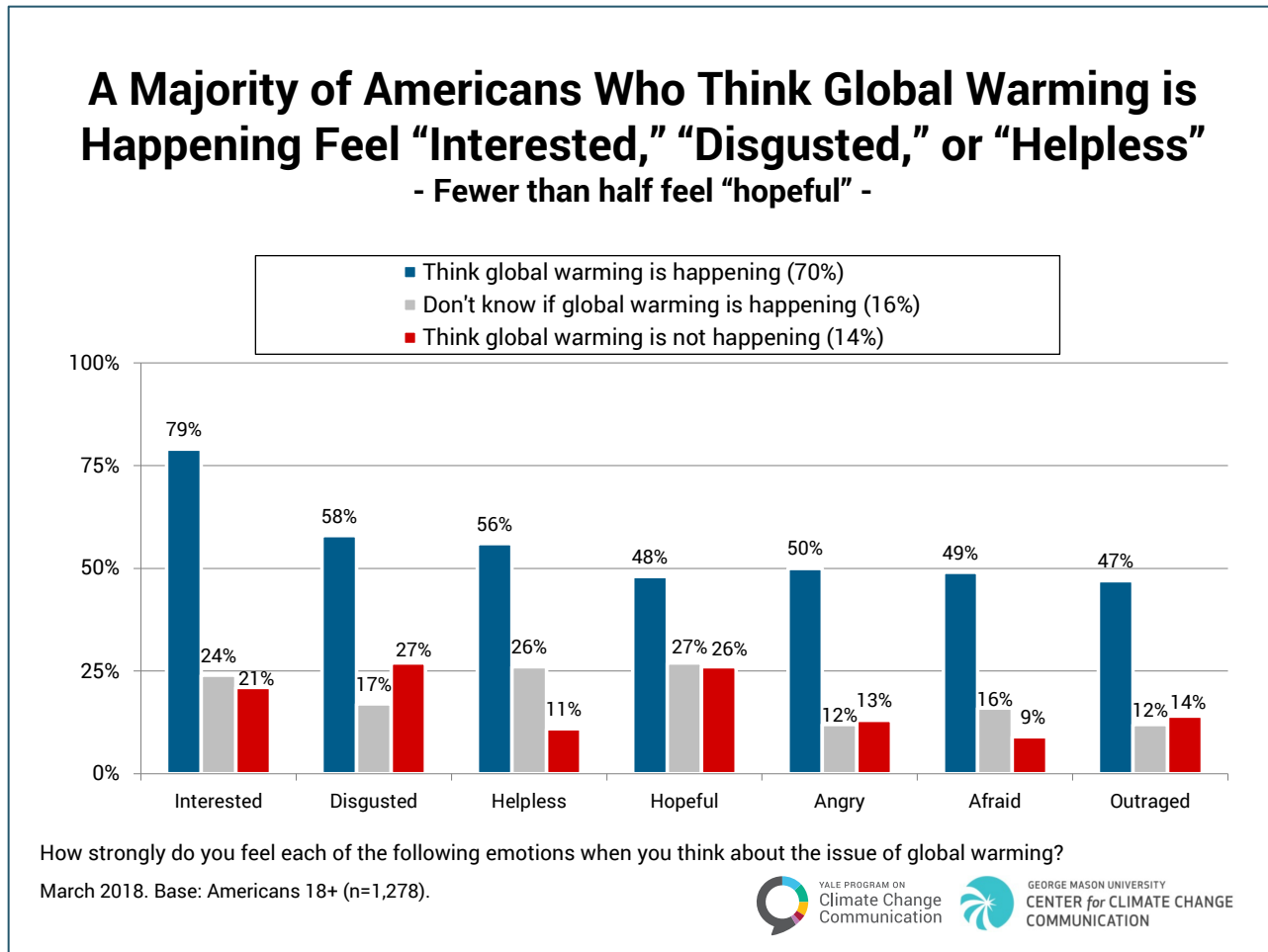
YALE PROGRAM ON
Climate Change
Communication



GEORGE MASON UNIVERSITY
CENTER for CLIMATE CHANGE
COMMUNICATION

Emotional reactions to global warming may be felt for different reasons, and signify different meanings, depending on an individual’s beliefs about global warming. For instance, someone who thinks global warming is happening may feel "disgusted" about it for different reasons than someone who thinks global warming is *not* happening. For that reason, we looked separately at people’s emotional reactions to global warming depending on whether they think it *is* happening, don’t know whether it is happening, or think it is *not* happening.

About eight in ten (79%) Americans who think global warming is happening say they are very or moderately "interested" in it. About half, or more, feel negative emotions, including "disgusted" (58%), "helpless" (56%), "angry" (50%), "afraid" (49%), and/or "outraged" (47%). Nearly half feel "hopeful" (48%).

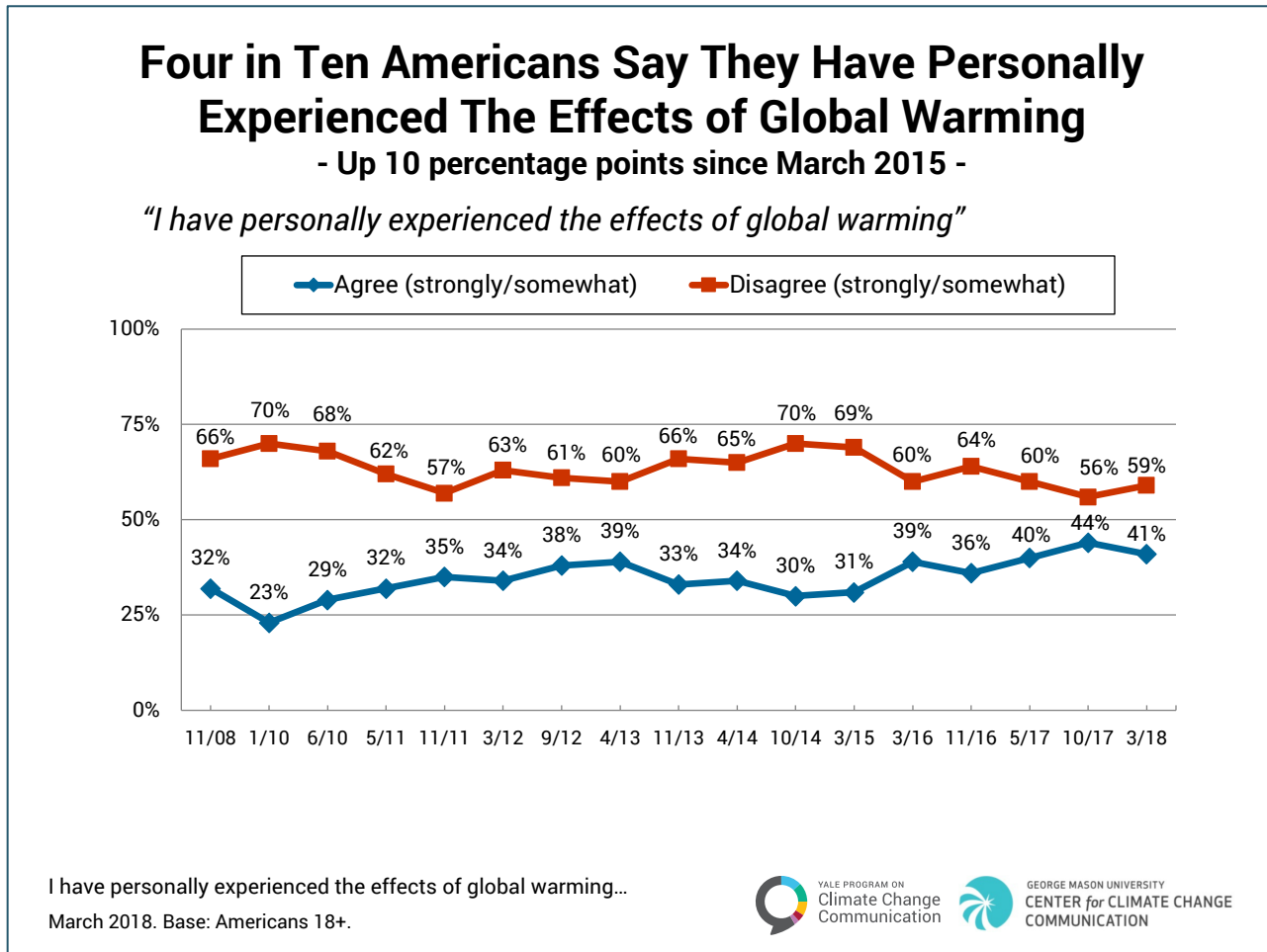


3. Perceived Risks of Global Warming

3.1. Four in ten Americans say they have personally experienced the effects of global warming.

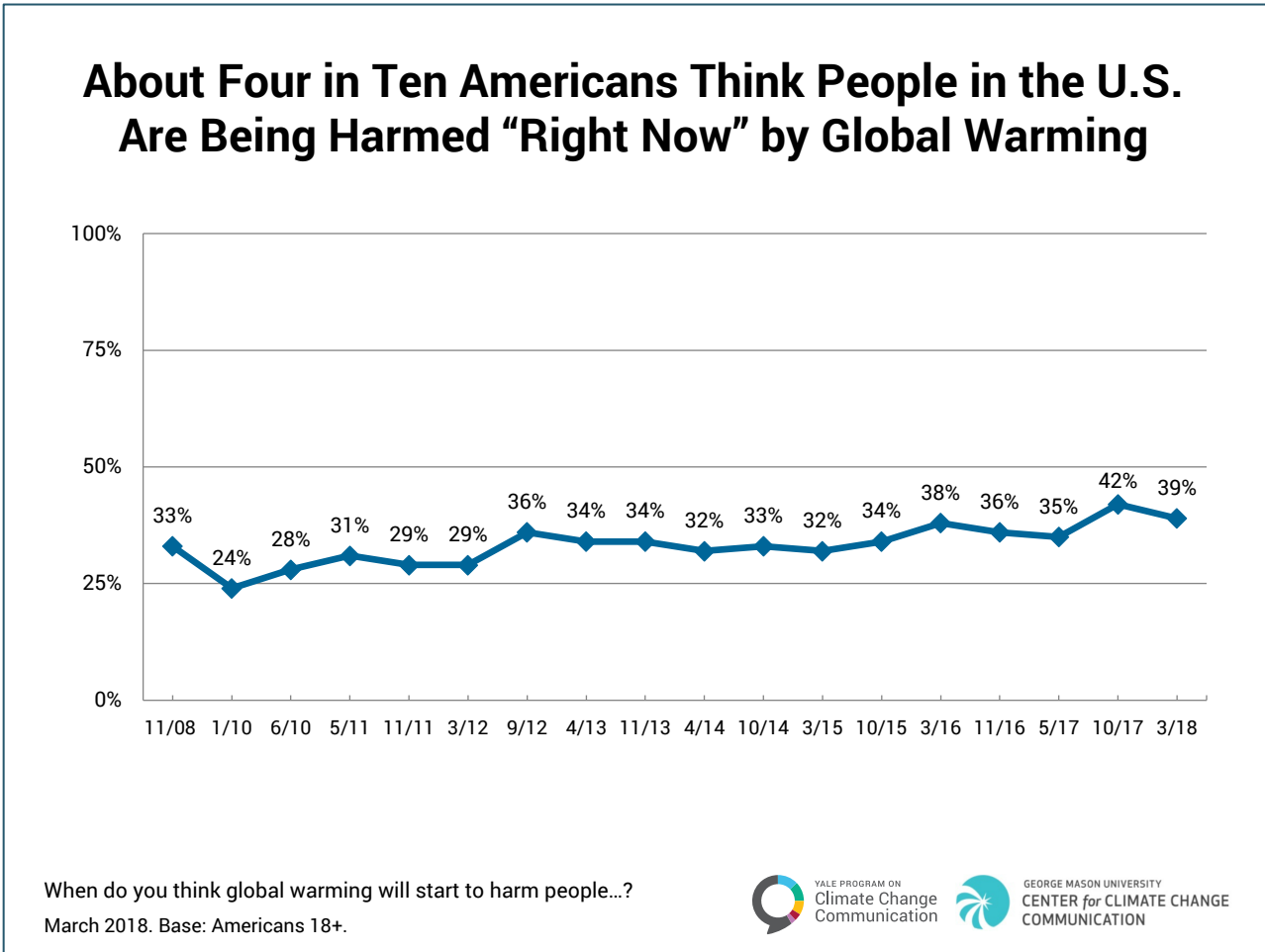
Four in ten Americans (41%) say they have personally experienced the effects of global warming, while about six in ten (59%) say they have not.

The percentage of Americans who say they have personally experienced the effects of global warming decreased by three percentage points from its all-time high in October 2017, but has increased by 10 percentage points since our March 2015 survey.



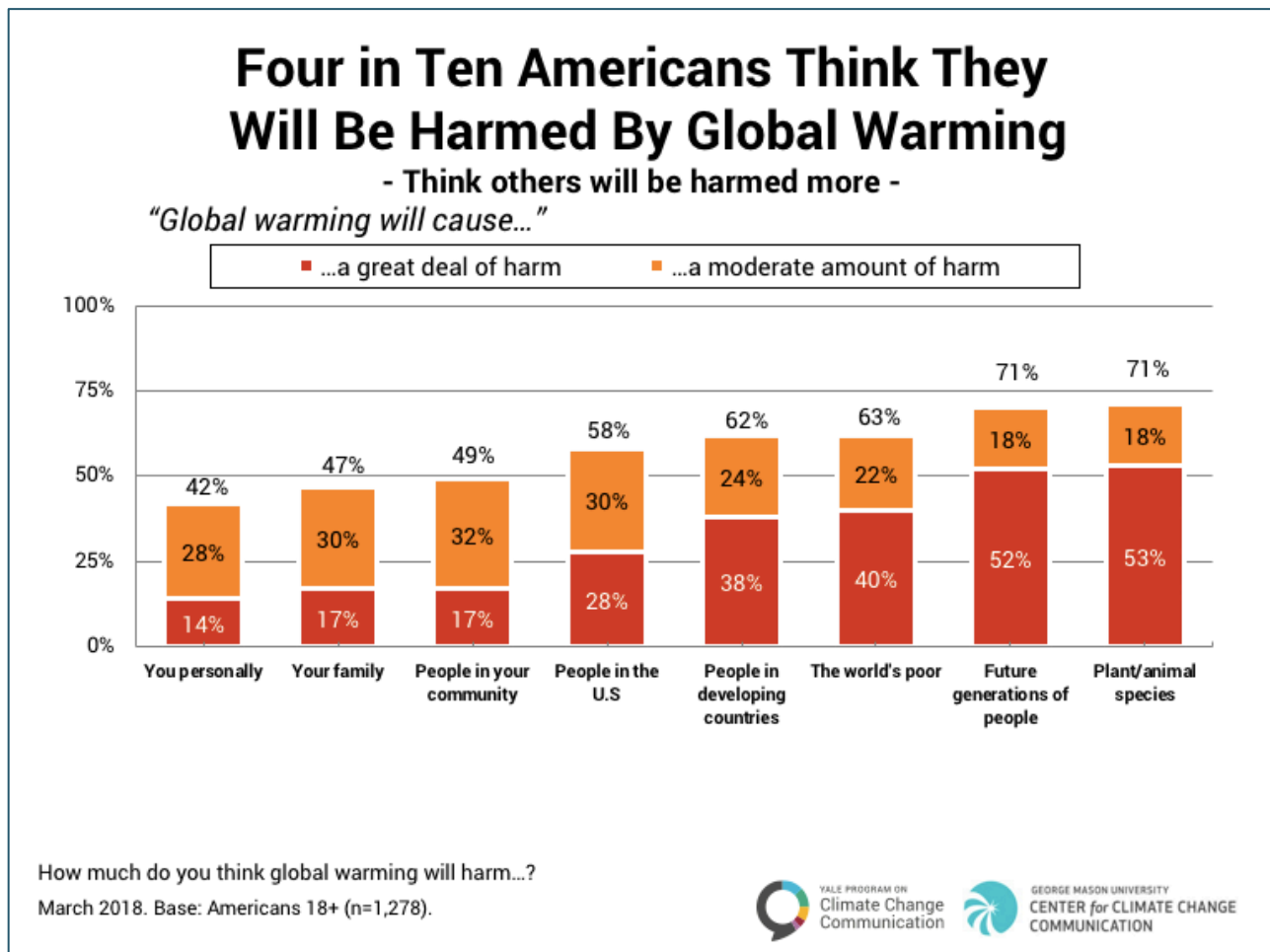
3.2. About four in ten Americans think people in the U.S. are being harmed "right now" by global warming.

About four in ten Americans (39%) think people in the U.S. are being harmed by global warming "right now," three percentage points lower than in our previous survey in May 2018.



3.3. Four in ten Americans think they will be harmed by global warming, although they think others will be harmed more.

Many Americans understand that global warming will cause harm. Americans are most likely to think that plant and animal species and future generations of people (both 71%) will be harmed a "great deal" or a "moderate amount" by global warming. Fewer think the world's poor (63%), people in developing countries (62%), and people in the U.S. (58%) will be harmed. Half or fewer also think people in their community (49%), their family (47%), and they themselves (42%) will be harmed.

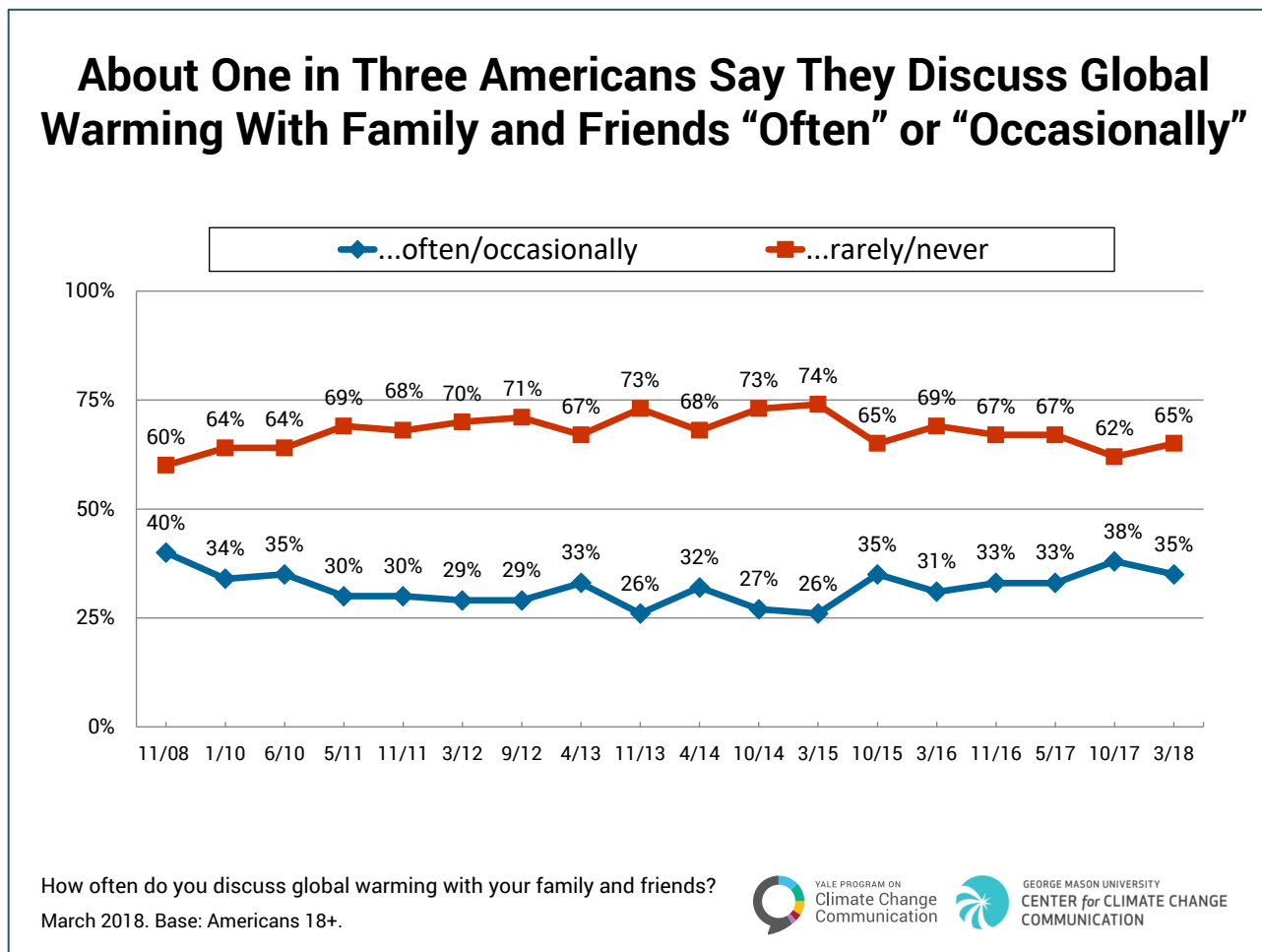


The proportions of Americans that think global warming will cause harm have decreased since October 2017 and are now about the same as in May 2017 (see Tables, pp. 35-38). The proportions that think plant and animal species and future generations of people will be harmed have decreased by 4 percentage points since last October, and there have been larger decreases in the proportions of Americans who say global warming will harm the world's poor (-8 points), people in developing countries (-9 points), people in the U.S. (-9 points), people in their own community (-6 points), their own family (-7 points), or themselves (-8 points).

4. Personal and Social Engagement with Global Warming

4.1. About one in three Americans say they discuss global warming with family and friends "often" or "occasionally."

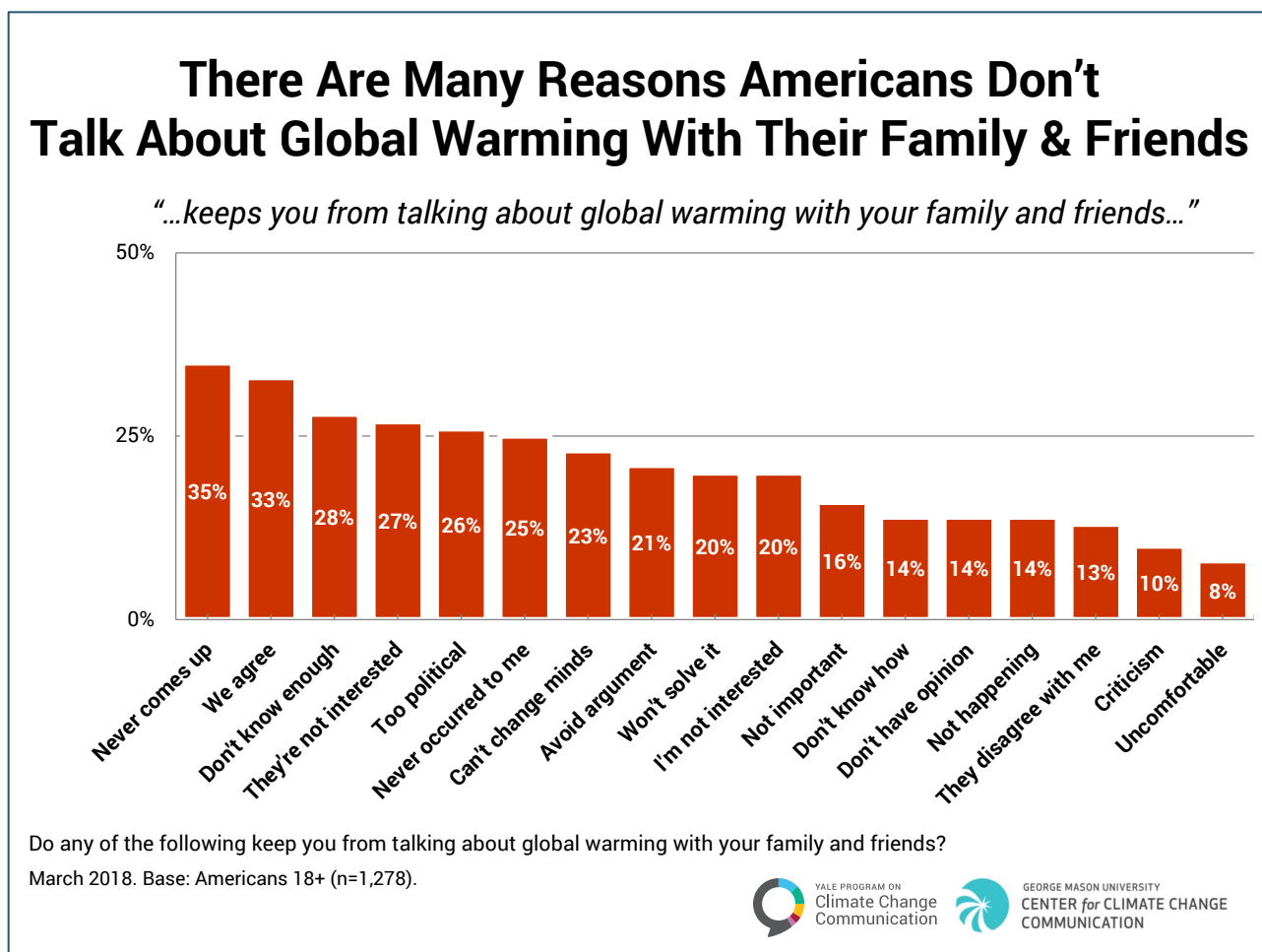
Thirty-five percent of Americans say they discuss global warming with family and friends at least occasionally, a decrease of three percentage points since October 2017.



4.2. There are many reasons Americans don't talk about global warming with their family and friends.

About one in three Americans say that they do not talk with family and friends about global warming because it never comes up in conversation (35%) and/or because they already all agree about global warming (33%). Fewer say they don't talk about global warming because they don't know enough to talk about it (28%), their family and friends are not interested in it (27%), it is too political (26%), and/or it has never occurred to them to talk about it (25%).

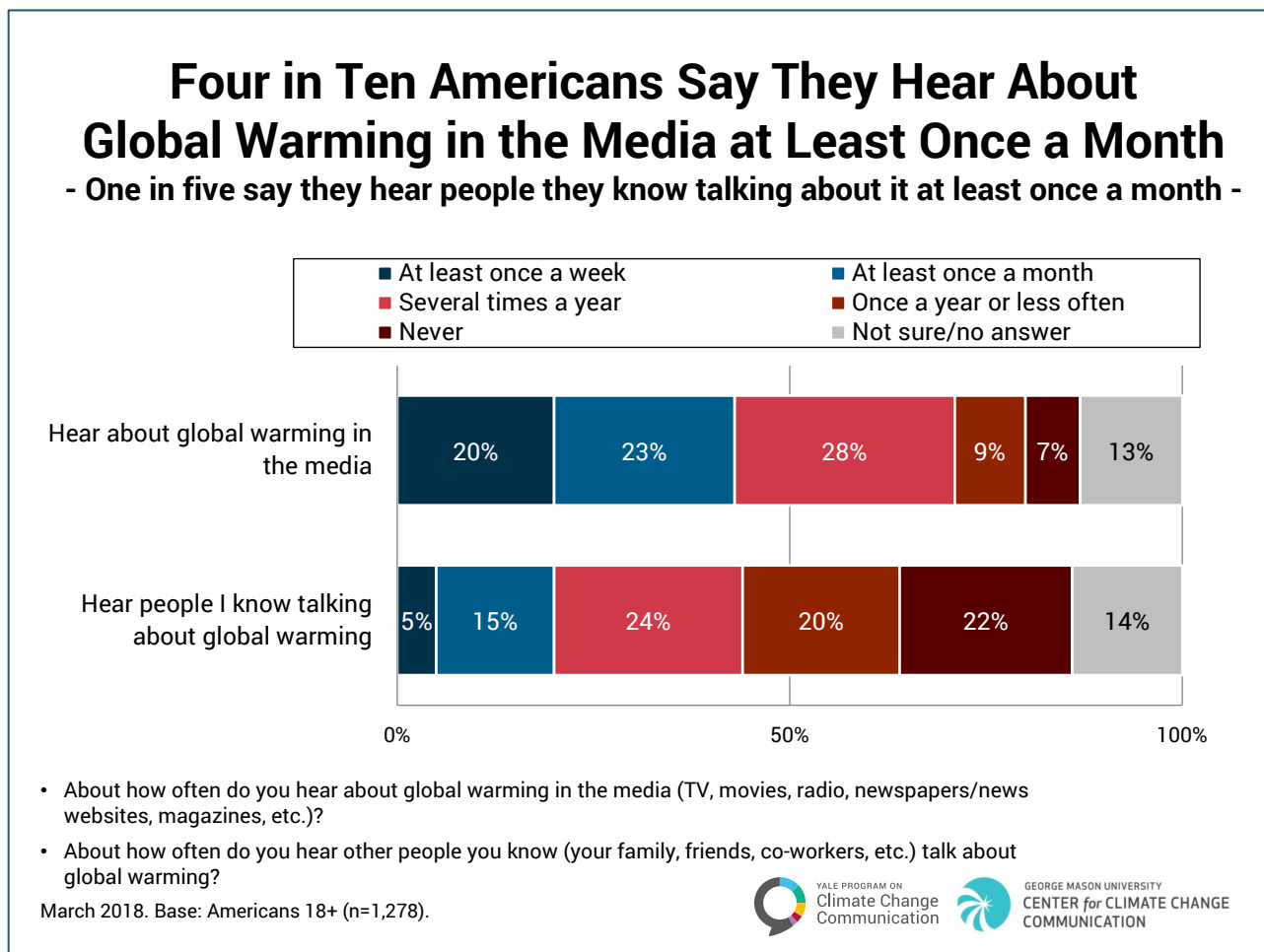
When asked to choose the *top* reason they do not talk about global warming with their family and friends, Americans most commonly say that it is because they already agree about global warming (12%), they don't know enough to talk about it (11%), that global warming never comes up (8%), and that it is too political (5%; see Table, p. 40).



4.3. Four in ten Americans say they hear about global warming in the media at least once a month; one in five say they hear people they know talking about it at least once a month.

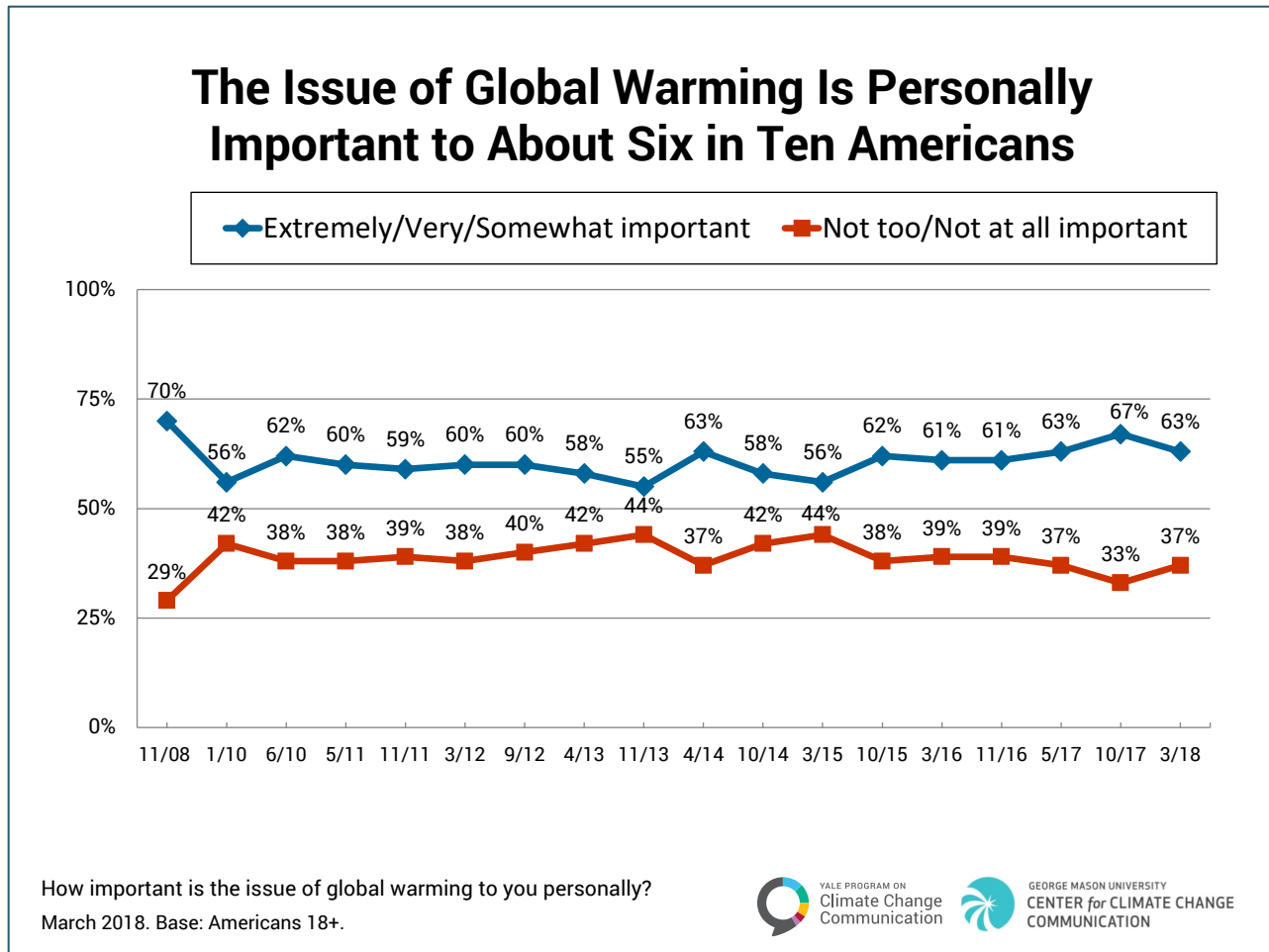
Only about four in ten Americans (43%) say they hear about global warming in the media once a month or more frequently. More than one in three Americans (37%) say they hear about it in the media only several times a year or less, and an additional 7% say they never hear about it.

Only one in five Americans (20%) say they hear people they know talking about global warming once a month or more. In contrast, 44% say they hear people they know talking about it only several times a year or less, and about one in five (22%) say they never hear people they know talk about global warming.



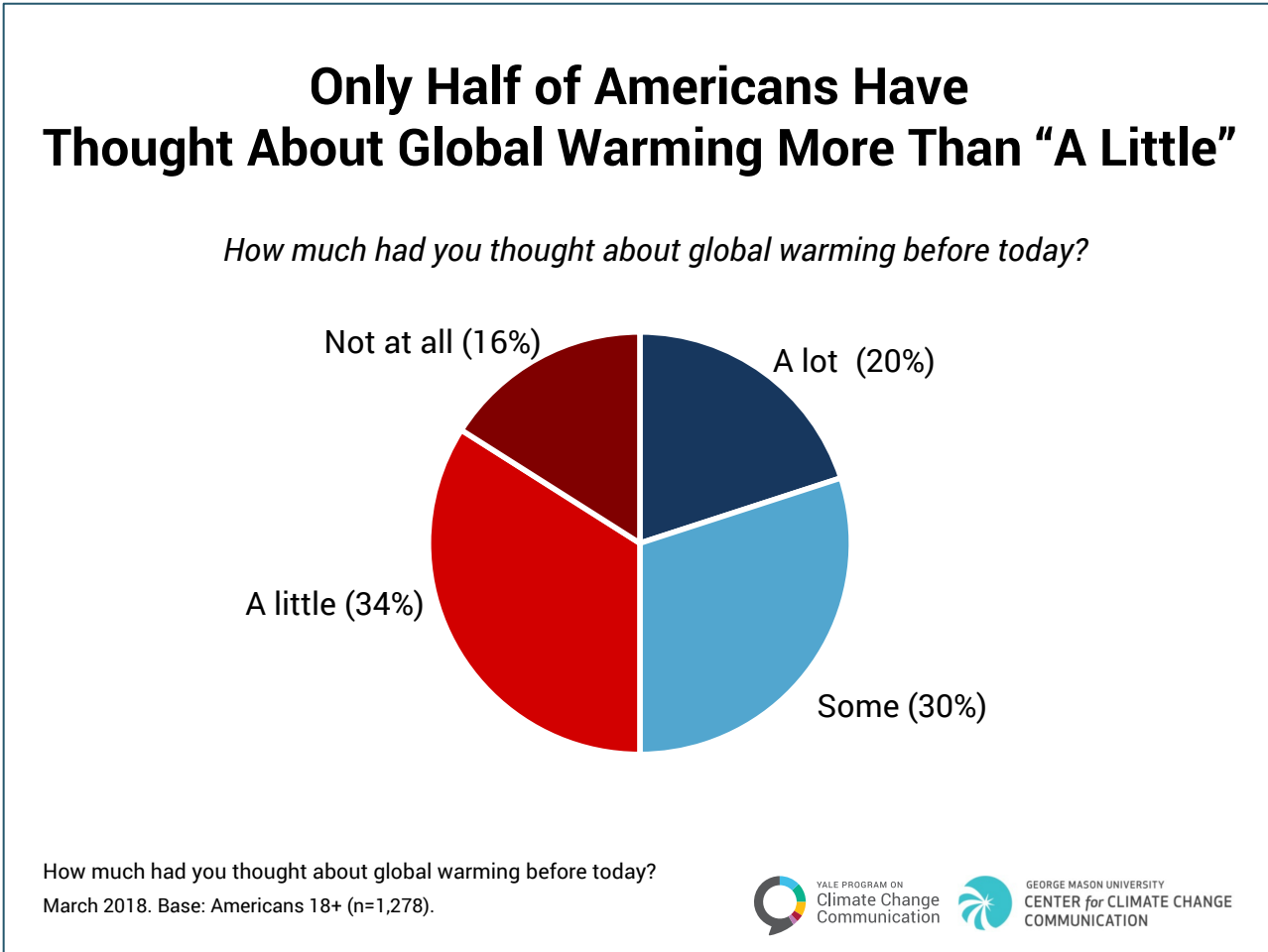
4.4. The issue of global warming is personally important to about six in ten Americans.

About six in ten Americans (63%) say the issue of global warming is either "extremely" (10%), "very" (18%), or "somewhat" (35%) important to them personally. More than one in three (37%) say global warming is either "not too" (22%) or "not at all" (15%) important personally.



4.5. Only half of Americans have thought about global warming more than “a little.”

Half of Americans say they have thought about global warming before today either "a lot" (20%) or "some" (30%) and half say they have thought about global warming just "a little" (34%) or "not at all" (16%).

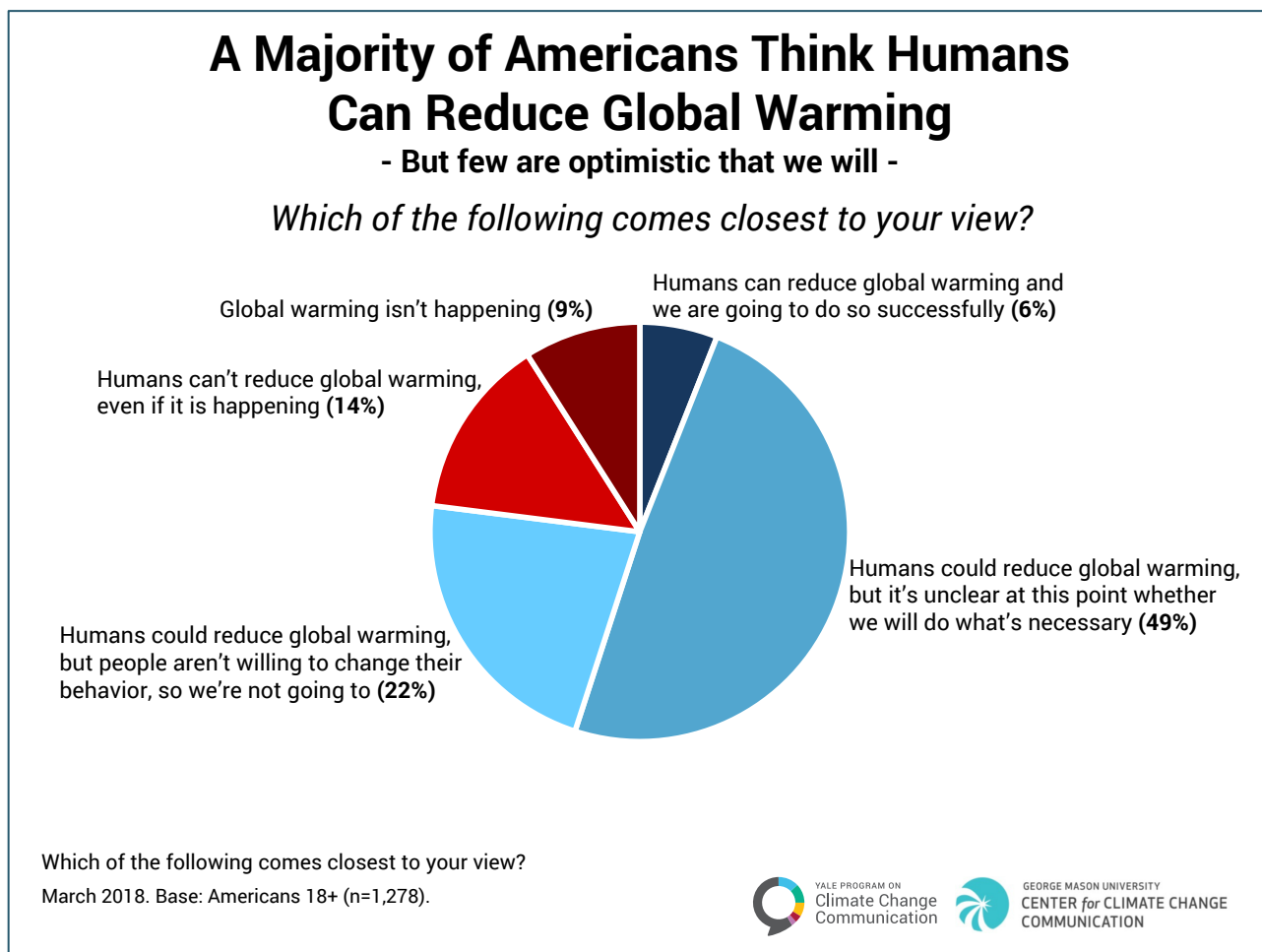


5. Reducing Global Warming

5.1. A majority of Americans think humans can reduce global warming; but few are optimistic that we will.

Nearly half of Americans (49%) say humans could reduce global warming, but it's unclear at this point whether we will do what is necessary.

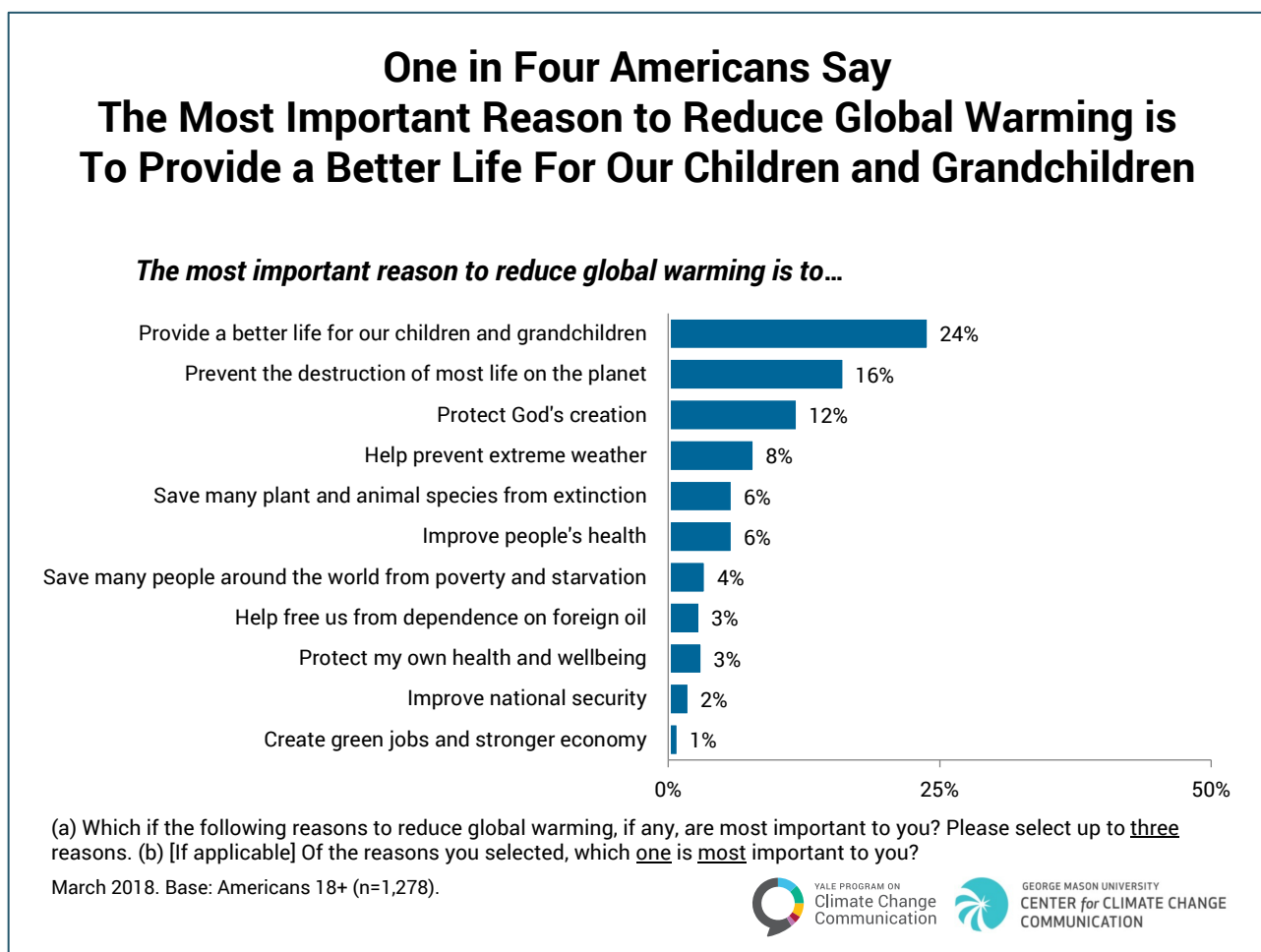
Only 6% say humans can and will successfully reduce global warming. One in five (22%) say we won't because people are unwilling to change their behavior, and 14% say humans can't reduce global warming even if it is happening.



5.2. One in four Americans say the most important reason to reduce global warming is to provide a better life for our children and grandchildren.

One in four Americans (24%) say providing a better life for our children and grandchildren is the most important reason, for them, to reduce global warming. More than one in ten Americans say preventing the destruction of most life on the planet (16%) or protecting God's creation (12%) is the most important reason.

Fewer than one in ten say their most important reason to reduce global warming is preventing extreme weather (8%), saving many plant and animal species from extinction (6%), improving people's health (6%), saving many people around the world from poverty and starvation (4%), freeing us from dependence on foreign oil (3%), protecting their own health and wellbeing (3%), improving national security (2%), or creating green jobs and a stronger economy (1%) About one in seven (15%) either said this was not applicable because global warming isn't happening (12%), or did not choose a reason (3%).



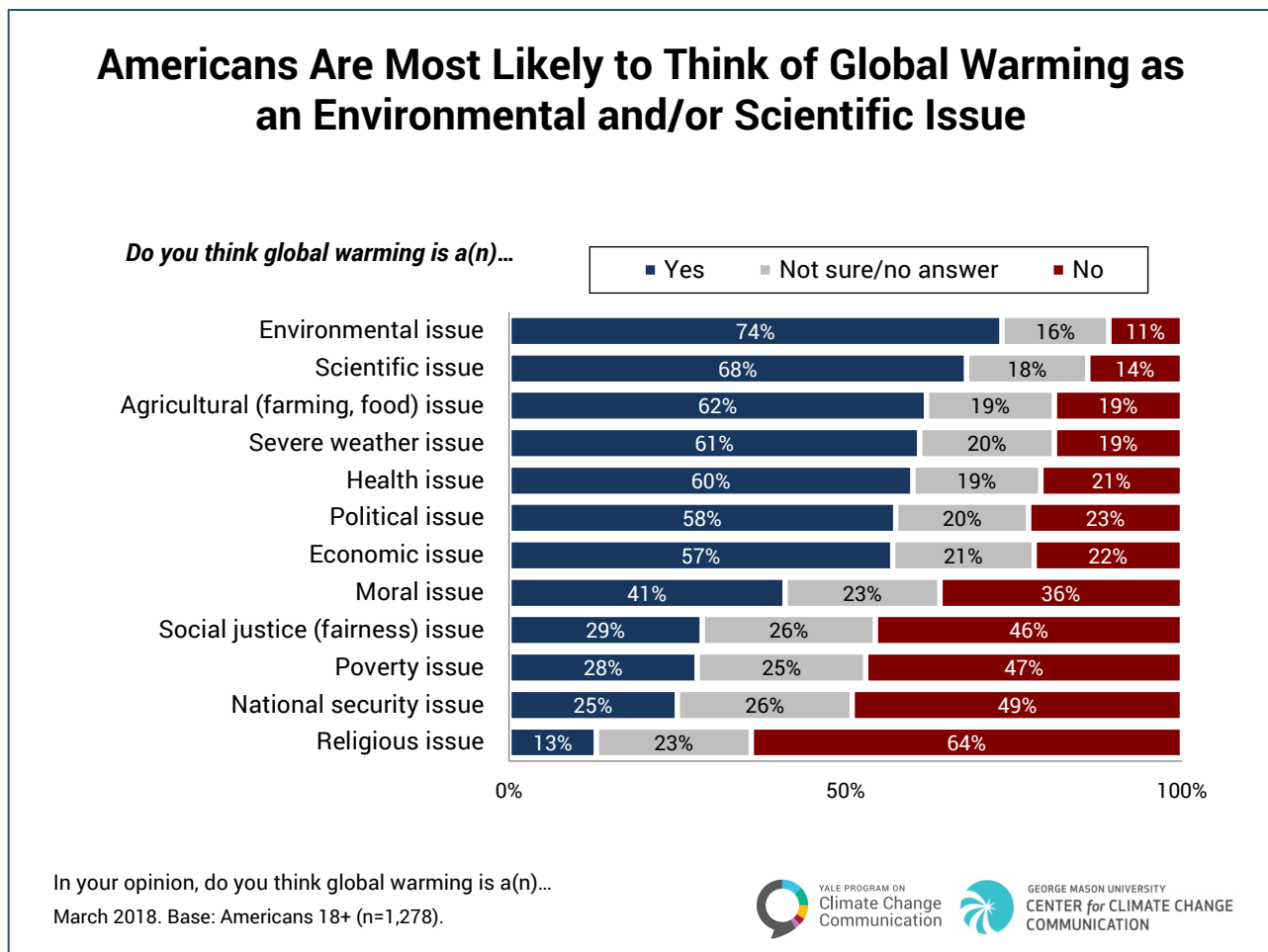
6. How Americans Conceptualize Global Warming

6.1. Americans are most likely to think of global warming as an environmental and/or scientific issue.

Global warming is a complex challenge with many dimensions. Understanding how people conceptualize the issue is critical to formulating effective communication strategies. To better understand how Americans think about global warming, we asked respondents to indicate what kind of issue, if any, they consider it to be: environmental, scientific, economic, health, moral, religious, etc.

A large majority of Americans (74%) say global warming is an environmental issue, and about two in three (68%) say it is a scientific issue. Majorities also say global warming is an agricultural (62%), severe weather (61%), health (60%), political (58%), and/or economic (57%) issue.

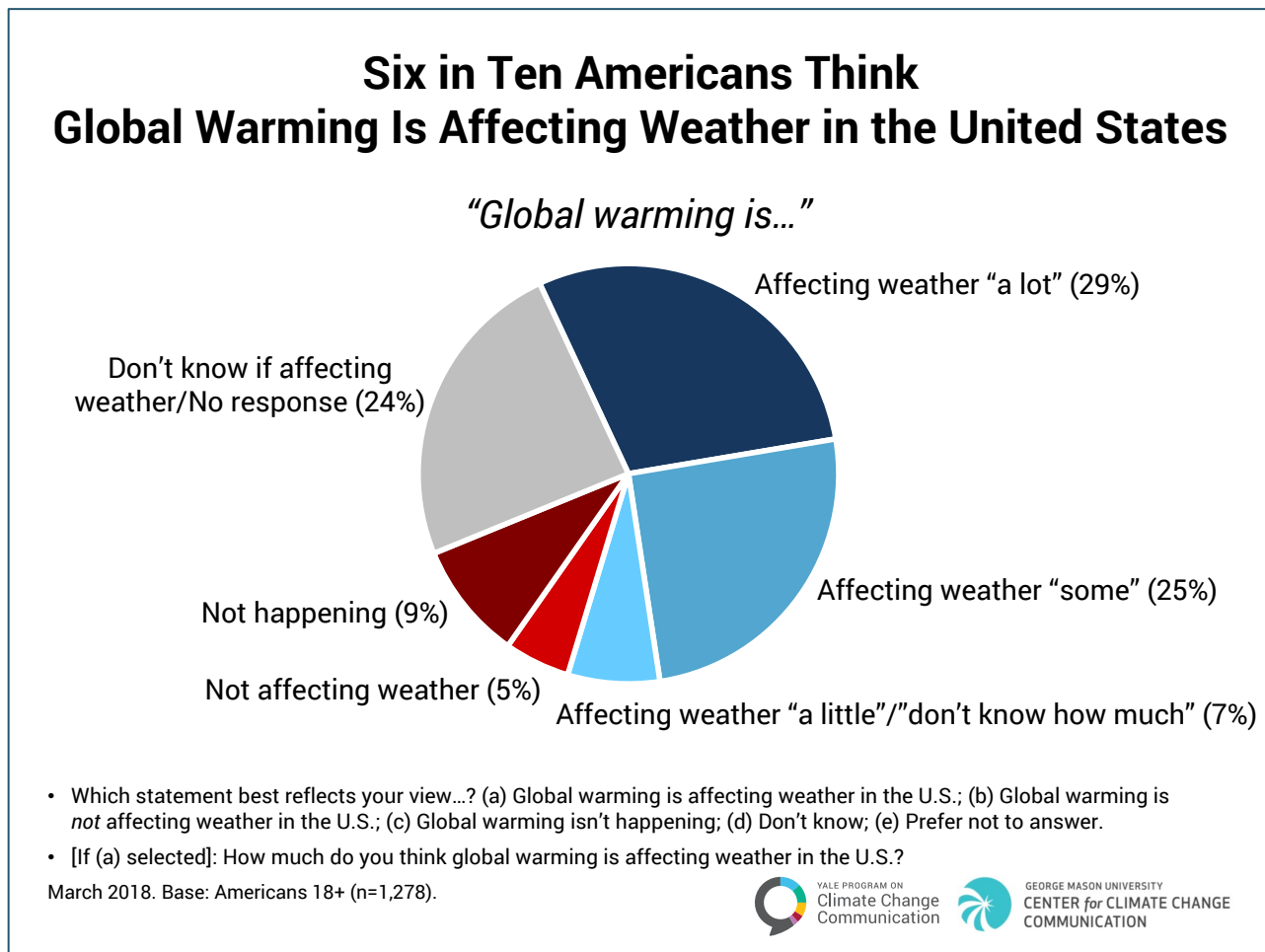
Fewer consider global warming a moral (41%), social justice (29%), poverty (28%), national security (25%), and/or religious issue (13%).



7. Global Warming and Severe Weather

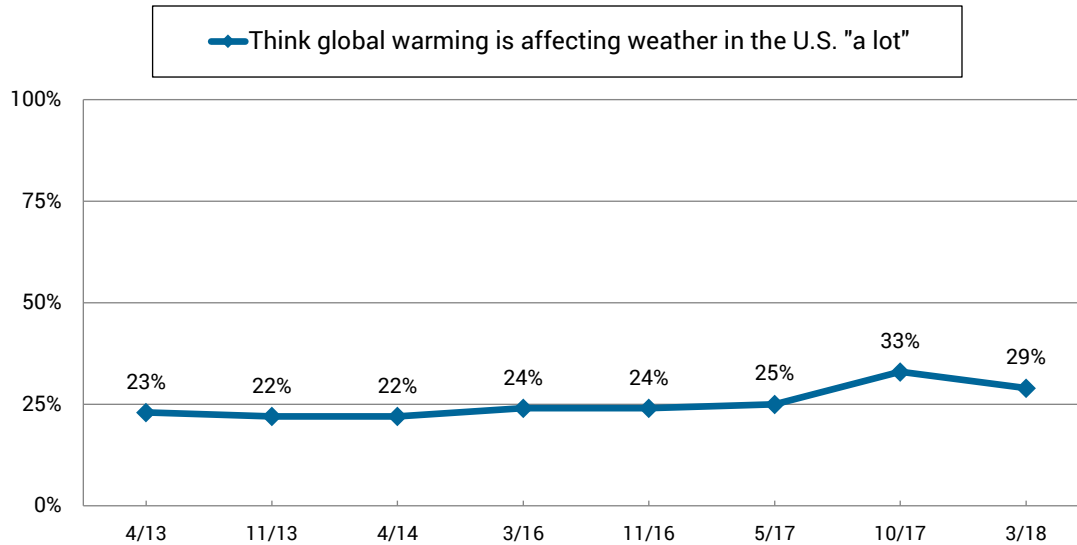
7.1. Six in ten Americans think global warming is affecting weather in the United States.

As reported in the previous section, about six in ten Americans (61%) think global warming is a "severe weather issue" (see p. 23). Similarly, 61% of Americans think global warming is affecting weather in the United States, including more than half (54%) who either think global warming is affecting U.S. weather "a lot" (29%) or "some" (25%).



The percentage of Americans who think global warming is affecting weather "a lot" has decreased by four percentage points since October 2017. This is the second-highest level since 2013, below only the October 2017 survey (which was conducted after a summer that included severe hurricanes, wildfires, and other extreme weather events).

Three in Ten Americans Think Global Warming Is Affecting Weather in the U.S. "A Lot"



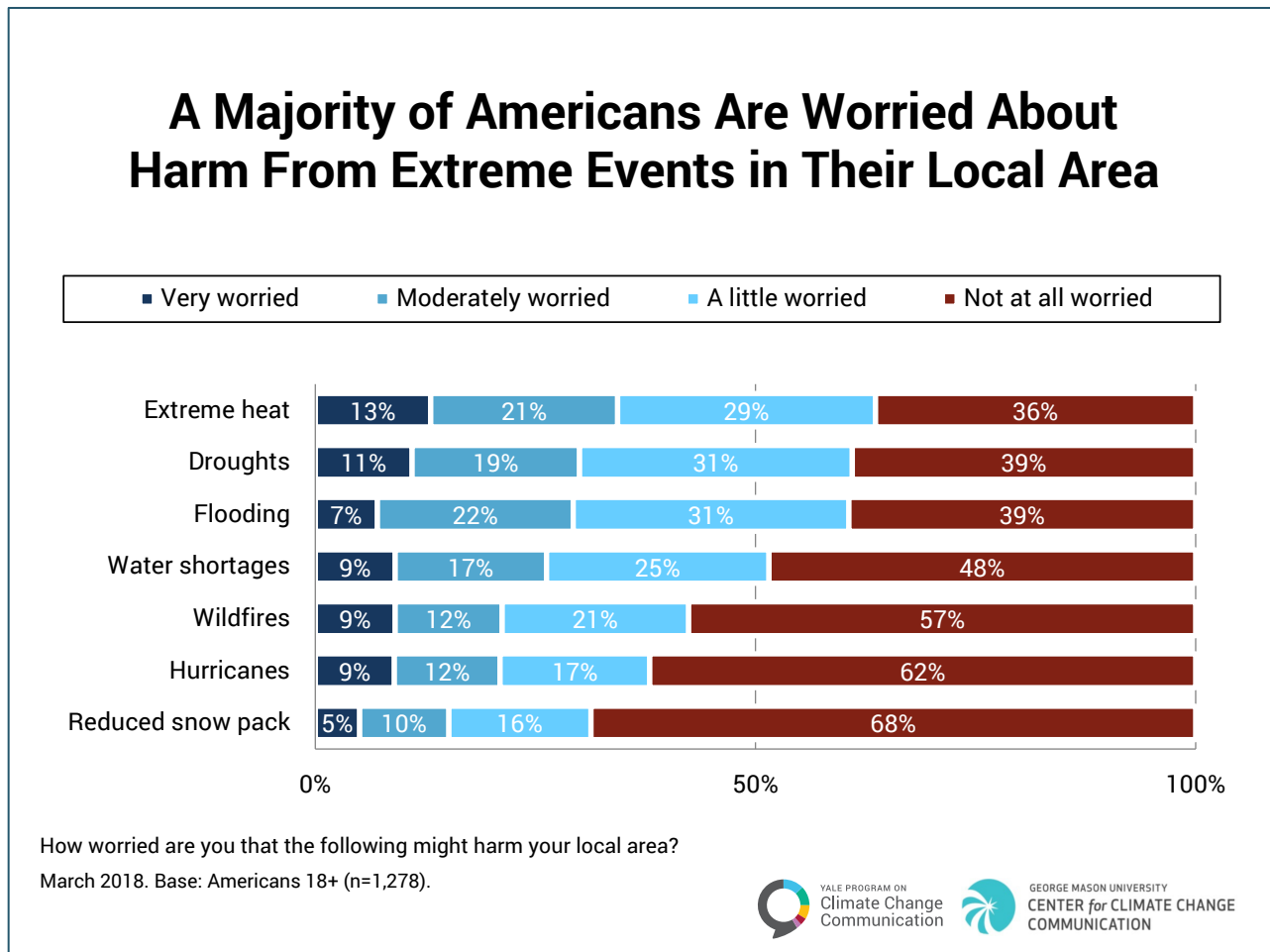
- Which statement best reflects your view...? (a) Global warming is affecting weather in the United States; (b) Global warming is not affecting weather in the United States; (c) Global warming isn't happening; (d) Don't know; (e) Prefer not to answer.
- If (a) selected: How much do you think global warming is affecting weather in the United States?

March 2018. Base: Americans 18+.



7.2. A majority of Americans are worried about harm from extreme events in their local area.

A majority of Americans are at least "a little worried" about extreme events in their local areas, including extreme heat (64%), droughts (61%), flooding (60%), and/or water shortages (52%). Fewer are worried about wildfires (42%), hurricanes (38%), and/or reduced snow pack (31%).



Appendix I: Data Tables

(Base: Americans 18+)

Recently, you may have noticed that *global warming* has been getting some attention in the news. Global warming refers to the idea that the world's average temperature has been increasing over the past 150 years, may be increasing more in the future, and that the world's climate may change as a result.

What do you think: Do you think that global warming is happening?

	March 2018	Oct 2017	May 2017	Nov 2016	March 2016	Oct 2015	March 2015	Oct 2014	April 2014	Nov 2013	April 2013	Sept 2012	March 2012	Nov 2011	May 2011	June 2010	Jan 2010	Nov 2008
(Unweighted base)	(1,278)	(1,304)	(1,266)	(1,226)	(1,204)	(1,330)	(1,263)	(1,275)	(1,013)	(830)	(1,045)	(1,061)	(1,008)	(1,000)	(1,010)	(1,024)	(1,001)	(2,164)
	%	%	%	%	%	%	%	%	%	%	%	%	%	%	%	%	%	%
Yes	70	71	70	70	70	67	63	66	64	62	63	70	66	62	63	61	57	71
No	14	13	13	13	11	15	18	16	19	23	16	12	14	16	18	18	20	10
Don't know	16	15	16	17	18	18	19	18	17	14	20	18	20	20	18	21	23	19

(Base: Americans 18+ who say global warming is happening)

How sure are you that global warming is happening?

	March 2018	Oct 2017	May 2017	Nov 2016	March 2016	Oct 2015	March 2015	Oct 2014	April 2014	Nov 2013	April 2013	Sept 2012	March 2012	Nov 2011	May 2011	June 2010	Jan 2010	Nov 2008
(Unweighted base)	(900)	(927)	(889)	(859)	(855)	(899)	(793)	(815)	(649)	(521)	(674)	(722)	(658)	(619)	(614)	(622)	(558)	(1,745)
	%	%	%	%	%	%	%	%	%	%	%	%	%	%	%	%	%	%
Extremely sure	41	34	31	35	30	28	27	24	30	27	27	27	19	22	21	20	24	35
Very sure	29	32	34	30	31	32	32	35	32	31	33	30	34	35	33	36	35	37
Somewhat sure	27	32	33	32	34	37	38	38	33	39	37	40	42	39	40	40	37	24
Not at all sure	3	2	2	4	4	3	3	4	5	3	4	3	5	5	6	3	5	4

(Base: Americans 18+ who say global warming is not happening)
How sure are you that global warming is not happening?

	March 2018	Oct 2017	May 2017	Nov 2016	March 2016	Oct 2015	March 2015	Oct 2014	April 2014	Nov 2013	April 2013	Sept 2012	March 2012	Nov 2011	May 2011	June 2010	Jan 2010	Nov 2008
(Unweighted base)	(179)	(178)	(169)	(155)	(144)	(215)	(251)	(228)	(196)	(179)	(164)	(160)	(156)	(175)	(188)	(199)	(227)	(301)
	%	%	%	%	%	%	%	%	%	%	%	%	%	%	%	%	%	%
Extremely sure	15	19	26	24	20	21	21	23	15	20	18	15	15	21	21	20	28	26
Very sure	39	33	26	29	37	32	31	30	26	35	28	27	41	37	30	31	31	28
Somewhat sure	34	39	41	39	34	36	37	35	47	36	42	45	35	37	38	44	34	38
Not at all sure	12	9	7	8	9	12	11	11	12	9	12	13	8	5	11	4	7	8

(Base: Americans 18+)
Assuming global warming is happening, do you think it is...

	March 2018	Oct 2017	May 2017	Nov 2016	March 2016	Oct 2015	March 2015	Oct 2014	April 2014	Nov 2013	April 2013	Sept 2012	March 2012	Nov 2011	May 2011	June 2010	Jan 2010	Nov 2008
(Unweighted base)	(1,278)	(1,304)	(1,266)	(1,226)	(1,204)	(1,330)	(1,263)	(1,275)	(1,013)	(830)	(1,045)	(1,061)	(1,008)	(1,000)	(1,010)	(1,024)	(1,001)	(2,164)
	%	%	%	%	%	%	%	%	%	%	%	%	%	%	%	%	%	%
Caused mostly by human activities	58	54	58	55	54	53	52	51	52	47	49	54	46	49	47	50	46	57
Caused mostly by natural changes in the environment	28	33	30	30	34	33	32	33	33	36	33	32	37	32	35	34	35	32
Neither because global warming isn't happening	7	6	6	8	7	8	10	9	8	8	8	7	5	8	8	6	9	4
Other (please specify), caused by human activities and natural changes	5	6	6	5	5	5	5	6	5	9	7	5	9	6	7	7	6	5
Other (please specify), unclassified	1	1	1	1	1	1	2	1	1	3	2	1	2	2	1	1	1	1

(Base: Americans 18+)

To the best of your knowledge, what percentage of climate scientists think that human-caused global warming is happening? Please click on the slider bar below to indicate your answer. You can slide the indicator to the position that best describes your opinion. If the indicator does not work, you can enter a number in the number box.

	March 2018	Oct 2017	May 2017	Nov 2016	March 2016	Oct 2015	March 2015	Oct 2014
(Unweighted base)	(1,278)	(1,304)	(1,266)	(1,226)	(1,204)	(1,330)	(1,263)	(1,275)
	%	%	%	%	%	%	%	%
0% - 10%	1	1	2	2	1	2	1	1
11% - 20%	1	1	1	1	1	2	1	1
21% - 30%	4	5	4	7	4	4	4	4
31% - 40%	1	3	3	3	2	2	2	2
41% - 50%	10	13	13	13	13	12	14	15
51% - 60%	4	5	7	6	6	5	6	7
61% - 70%	5	5	6	7	8	6	8	7
71% - 80%	15	17	14	17	15	18	15	17
81% - 90%	10	10	10	9	8	10	8	7
91% - 100%	15	15	13	15	11	12	9	9
Don't know enough to say	34	24	28	21	32	27	31	30
Of those who provided an estimate:								
Mean	71	68	67	66	67	67	64	65
Median	75	75	73	74	71	74	68	67

(Base: Americans 18+)**How worried are you about global warming?**

	March 2018	Oct 2017	May 2017	Nov 2016	March 2016	Oct 2015	March 2015	Oct 2014	April 2014	Nov 2013	April 2013	Sept 2012	March 2012	Nov 2011	May 2011	June 2010	Jan 2010	Nov 2008
(Unweighted base)	(1,278)	(1,304)	(1,266)	(1,226)	(1,204)	(1,330)	(1,263)	(1,275)	(1,013)	(830)	(1,045)	(1,061)	(1,008)	(1,000)	(1,010)	(1,024)	(1,001)	(2,164)
	%	%	%	%	%	%	%	%	%	%	%	%	%	%	%	%	%	%
Very worried	21	22	17	19	16	16	11	11	15	15	14	16	11	12	9	12	11	16
Somewhat worried	41	42	39	42	42	41	41	45	41	38	37	42	42	41	42	41	37	46
Not very worried	22	23	27	24	25	27	29	25	27	25	30	25	30	30	28	30	27	24
Not at all worried	16	14	17	15	18	16	19	18	18	20	19	17	16	15	20	18	22	13

(Base: Americans 18+)**How strongly do you feel each of the following emotions when you think about the issue of global warming?****Interested**

	March 2018	Oct 2017	Nov 2016	March 2016	Oct 2015	Global Warming is Happening, March 2018	Don't Know if Global Warming is Happening, March 2018	Global Warming is <i>Not</i> Happening, March 2018
(Unweighted base)	(1,278)	(1,304)	(1,226)	(1,204)	(1,330)	(900)	(199)	(179)
	%	%	%	%	%	%	%	%
Very	19	24	23	22	23	27	2	3
Moderately	42	43	43	45	43	52	22	18
Not very	20	20	15	16	19	13	40	34
Not at all	15	12	18	16	14	7	28	44

(Base: Americans 18+)**How strongly do you feel each of the following emotions when you think about the issue of global warming? (Cont'd.)****Disgusted**

	March 2018	Oct 2017	Nov 2016	March 2016		Global Warming is Happening, March 2018	Don't Know if Global Warming is Happening, March 2018	Global Warming is <i>Not</i> Happening, March 2018
(Unweighted base)	(1,278)	(1,304)	(1,226)	(1,204)		(900)	(199)	(179)
	%	%	%	%		%	%	%
Very	14	22	15	14		18	3	6
Moderately	33	33	28	34		39	13	21
Not very	26	25	28	25		24	36	25
Not at all	25	19	28	26		16	42	47

Helpless

	March 2018	Oct 2017	Nov 2016	March 2016	Oct 2015		Global Warming is Happening, March 2018	Don't Know if Global Warming is Happening, March 2018	Global Warming is <i>Not</i> Happening, March 2018
(Unweighted base)	(1,278)	(1,304)	(1,226)	(1,204)	(1,330)		(900)	(199)	(179)
	%	%	%	%	%		%	%	%
Very	10	15	12	13	14		13	2	2
Moderately	35	37	34	36	39		43	24	9
Not very	27	26	26	23	25		26	30	27
Not at all	25	20	26	27	21		16	38	59

(Base: Americans 18+)**How strongly do you feel each of the following emotions when you think about the issue of global warming? (Cont'd.)****Hopeful**

	March 2018	Oct 2017	Nov 2016	March 2016	Oct 2015		Global Warming is Happening, March 2018	Don't Know if Global Warming is Happening, March 2018	Global Warming is <i>Not</i> Happening, March 2018
(Unweighted base)	(1,278)	(1,304)	(1,226)	(1,204)	(1,330)		(900)	(199)	(179)
	%	%	%	%	%		%	%	%
Very	7	7	11	10	11		8	3	5
Moderately	35	37	38	38	39		40	25	21
Not very	36	39	30	30	32		38	34	28
Not at all	19	16	21	20	17		12	31	43

Angry

	March 2018	Oct 2017	Nov 2016	March 2016		Global Warming is Happening, March 2018	Don't Know if Global Warming is Happening, March 2018	Global Warming is <i>Not</i> Happening, March 2018
(Unweighted base)	(1,278)	(1,304)	(1,226)	(1,204)		(900)	(199)	(179)
	%	%	%	%		%	%	%
Very	11	16	12	12		14	1	4
Moderately	28	32	26	29		35	11	9
Not very	31	28	31	29		31	33	31
Not at all	28	22	30	29		18	49	55

(Base: Americans 18+)**How strongly do you feel each of the following emotions when you think about the issue of global warming? (Cont'd.)****Afraid**

	March 2018	Oct 2017	Nov 2016	March 2016	Global Warming is Happening, March 2018	Don't Know if Global Warming is Happening, March 2018	Global Warming is <i>Not</i> Happening, March 2018
(Unweighted base)	(1,278)	(1,304)	(1,226)	(1,204)	(900)	(199)	(179)
	%	%	%	%	%	%	%
Very	10	14	12	11	14	1	1
Moderately	28	34	30	31	36	14	8
Not very	31	28	27	26	31	36	22
Not at all	28	22	29	30	17	42	67

Outraged

	March 2018	Oct 2017	Nov 2016	March 2016	Global Warming is Happening, March 2018	Don't Know if Global Warming is Happening, March 2018	Global Warming is <i>Not</i> Happening, March 2018
(Unweighted base)	(1,278)	(1,304)	(1,226)	(1,204)	(900)	(199)	(179)
	%	%	%	%	%	%	%
Very	11	15	12	12	14	2	4
Moderately	26	28	24	29	33	10	10
Not very	32	32	32	28	33	33	27
Not at all	29	23	31	30	19	48	57

(Base: Americans 18+)**How much do you agree with the following statements?****I have personally experienced the effects of global warming.**

	March 2018	Oct 2017	May 2017	Nov 2016	March 2016	March 2015	Oct 2014	April 2014	Nov 2013	April 2013	Sept 2012	March 2012	Nov 2011	May 2011	June 2010	Jan 2010	Nov 2008
(Unweighted base)	(1,278)	(1,304)	(1,266)	(1,226)	(1,204)	(1,263)	(1,275)	(1,013)	(830)	(1,045)	(1,061)	(1,008)	(1,000)	(1,010)	(1,024)	(1,001)	(2,164)
	%	%	%	%	%	%	%	%	%	%	%	%	%	%	%	%	%
Strongly/ Somewhat Agree	41	44	40	36	39	31	30	34	33	39	38	34	35	32	29	23	32
Strongly Agree	5	8	5	7	7	4	4	5	6	6	4	5	7	5	5	4	4
Somewhat Agree	36	36	34	29	33	27	26	29	27	33	34	30	28	27	24	19	28
Strongly/ Somewhat Disagree	59	56	60	64	60	69	70	65	66	60	61	63	57	62	68	70	66
Somewhat Disagree	27	30	29	29	29	29	29	29	30	29	30	30	34	32	34	32	42
Strongly Disagree	32	26	31	35	31	40	41	35	36	31	31	33	23	30	34	37	24

(Base: Americans 18+)**When do you think global warming will start to harm people in the United States?**

	March 2018	Oct 2017	May 2017	Nov 2016	March 2016	Oct 2015	March 2015	Oct 2014	April 2014	Nov 2013	April 2013	Sept 2012	March 2012	Nov 2011	May 2011	June 2010	Jan 2010	Nov 2008
(Unweighted base)	(1,278)	(1,304)	(1,266)	(1,226)	(1,204)	(1,330)	(1,263)	(1,275)	(1,013)	(830)	(1,045)	(1,061)	(1,008)	(1,000)	(1,010)	(1,024)	(1,001)	(2,164)
	%	%	%	%	%	%	%	%	%	%	%	%	%	%	%	%	%	%
They are being harmed right now	39	42	35	36	38	34	32	33	32	34	34	36	29	29	31	28	24	33
In 10 years	11	12	11	14	12	13	11	10	9	10	11	13	12	10	11	12	12	13
In 25 years	12	12	13	15	13	14	13	14	14	14	12	11	14	13	13	12	14	13
In 50 years	12	11	13	10	12	11	11	12	15	11	12	12	14	15	12	13	13	13
In 100 years	11	11	13	9	10	11	13	13	14	12	13	13	15	15	11	15	13	12
Never	15	12	15	16	14	18	20	18	16	18	17	15	16	16	19	19	23	15

(Base: Americans 18+)**How much do you think global warming will harm...?****You personally**

	March 2018	Oct 2017	May 2017	Nov 2016	March 2016	Oct 2015	March 2015	Oct 2014	April 2014	Nov 2013	April 2013	Sept 2012	March 2012	Nov 2011	May 2011	June 2010	Jan 2010	Nov 2008
(Unweighted base)	(1,278)	(1,304)	(1,266)	(1,226)	(1,204)	(1,330)	(1,263)	(1,275)	(1,013)	(830)	(1,045)	(1,061)	(1,008)	(1,000)	(1,010)	(1,024)	(1,001)	(2,164)
	%	%	%	%	%	%	%	%	%	%	%	%	%	%	%	%	%	%
A great deal	14	16	13	14	12	14	10	12	13	13	15	16	11	9	11	10	14	10
A moderate amount	28	33	29	27	28	27	26	24	25	25	25	26	18	21	18	21	23	22
Only a little	27	24	26	25	24	26	26	26	26	27	26	25	30	28	27	27	22	24
Not at all	20	19	22	25	23	20	25	27	25	26	23	20	29	25	25	24	31	22
Don't know	11	7	9	8	12	12	13	11	11	8	11	13	11	17	17	18	11	23

Your family

	March 2018	Oct 2017	May 2017	Nov 2016	March 2016	March 2015	Oct 2014	April 2014	Nov 2013	April 2013	Sept 2012	March 2012	Nov 2011	May 2011	June 2010	Jan 2010	Nov 2008
(Unweighted base)	(1,278)	(1,304)	(1,266)	(1,226)	(1,204)	(1,263)	(1,275)	(1,013)	(830)	(1,045)	(1,061)	(1,008)	(1,000)	(1,010)	(1,024)	(1,001)	(2,164)
	%	%	%	%	%	%	%	%	%	%	%	%	%	%	%	%	%
A great deal	17	19	16	17	15	13	15	16	17	17	18	12	10	12	11	15	11
A moderate amount	30	35	31	30	30	28	28	27	25	27	28	21	24	21	25	25	24
Only a little	25	22	25	24	22	23	23	24	25	23	23	29	27	25	24	21	23
Not at all	17	16	19	21	21	22	23	21	24	20	17	26	21	23	21	28	19
Don't know	12	8	9	8	12	13	11	11	9	12	14	12	18	17	19	11	23

(Base: Americans 18+)**How much do you think global warming will harm...? (Cont'd.)****People in your community**

	March 2018	Oct 2017	May 2017	Nov 2016	March 2016	March 2015	Oct 2014	April 2014	Nov 2013	April 2013	Sept 2012	March 2012	Nov 2011	May 2011	June 2010	Jan 2010	Nov 2008
(Unweighted base)	(1,278)	(1,304)	(1,266)	(1,226)	(1,204)	(1,263)	(1,275)	(1,013)	(830)	(1,045)	(1,061)	(1,008)	(1,000)	(1,010)	(1,024)	(1,001)	(2,164)
	%	%	%	%	%	%	%	%	%	%	%	%	%	%	%	%	%
A great deal	17	21	16	19	15	14	16	17	14	17	19	12	11	12	11	15	13
A moderate amount	32	34	32	30	31	29	27	28	29	28	29	22	24	21	25	27	26
Only a little	22	22	23	22	23	24	23	24	24	23	23	29	27	25	24	22	20
Not at all	16	15	18	20	19	20	22	20	23	18	15	24	21	21	21	24	17
Don't know	12	8	10	9	12	14	11	11	10	13	13	13	18	18	19	12	23

People in the United States

	March 2018	Oct 2017	May 2017	Nov 2016	March 2016	Oct 2015	March 2015	Oct 2014	April 2014	Nov 2013	April 2013	Sept 2012	March 2012	Nov 2011	May 2011	June 2010	Jan 2010	Nov 2008
(Unweighted base)	(1,278)	(1,304)	(1,266)	(1,226)	(1,204)	(1,330)	(1,263)	(1,275)	(1,013)	(830)	(1,045)	(1,061)	(1,008)	(1,000)	(1,010)	(1,024)	(1,001)	(2,164)
	%	%	%	%	%	%	%	%	%	%	%	%	%	%	%	%	%	%
A great deal	28	34	25	28	24	23	19	23	23	23	22	26	18	15	16	16	22	21
A moderate amount	30	33	33	32	35	34	30	30	30	30	30	31	28	29	26	28	29	28
Only a little	18	14	19	17	16	18	20	20	18	19	19	17	24	23	22	22	16	15
Not at all	12	11	15	15	15	14	17	17	18	20	16	12	18	17	17	17	22	14
Don't know	12	7	9	8	10	12	14	11	11	8	12	13	12	16	18	18	12	22

(Base: Americans 18+)**How much do you think global warming will harm...? (Cont'd.)****People in developing countries**

	March 2018	Oct 2017	May 2017	Nov 2016	March 2016	Oct 2015	March 2015	Oct 2014	April 2014	Nov 2013	April 2013	Sept 2012	March 2012	Nov 2011	May 2011	June 2010	Jan 2010	Nov 2008
(Unweighted base)	(1,278)	(1,304)	(1,266)	(1,226)	(1,204)	(1,330)	(1,263)	(1,275)	(1,013)	(830)	(1,045)	(1,061)	(1,008)	(1,000)	(1,010)	(1,024)	(1,001)	(2,164)
	%	%	%	%	%	%	%	%	%	%	%	%	%	%	%	%	%	%
A great deal	38	47	37	40	36	34	27	29	31	32	30	35	26	22	23	22	29	31
A moderate amount	24	25	25	25	27	27	26	26	24	24	25	29	26	28	21	28	25	22
Only a little	12	10	16	12	12	13	17	16	17	17	18	10	19	17	19	17	14	11
Not at all	12	10	13	13	13	13	15	17	16	19	13	11	16	15	16	15	19	13
Don't know	13	9	9	11	12	13	15	12	12	9	13	15	14	18	18	18	13	24

The world's poor

	March 2018	Oct 2017	May 2017	Nov 2016	March 2016	Oct 2015	March 2015
(Unweighted base)	(1,278)	(1,304)	(1,266)	(1,226)	(1,204)	(1,330)	(1,263)
	%	%	%	%	%	%	%
A great deal	40	49	39	43	40	36	30
A moderate amount	22	21	23	21	22	26	23
Only a little	13	10	15	11	12	12	16
Not at all	12	10	13	13	13	13	16
Don't know	13	9	10	12	14	13	15

(Base: Americans 18+)**How much do you think global warming will harm...? (Cont'd.)****Future generations of people**

	March 2018	Oct 2017	May 2017	Nov 2016	March 2016	Oct 2015	March 2015	Oct 2014	April 2014	Nov 2013	April 2013	Sept 2012	March 2012	Nov 2011	May 2011	June 2010	Jan 2010	Nov 2008
(Unweighted base)	(1,278)	(1,304)	(1,266)	(1,226)	(1,204)	(1,330)	(1,263)	(1,275)	(1,013)	(830)	(1,045)	(1,061)	(1,008)	(1,000)	(1,010)	(1,024)	(1,001)	(2,164)
	%	%	%	%	%	%	%	%	%	%	%	%	%	%	%	%	%	%
A great deal	52	54	50	53	48	51	42	46	49	46	42	47	43	40	36	39	42	44
A moderate amount	18	21	20	18	22	19	21	18	18	19	21	21	22	22	22	22	22	17
Only a little	9	8	10	9	8	8	10	11	10	11	12	9	12	13	10	11	9	7
Not at all	9	9	11	10	10	11	12	13	12	15	12	8	11	10	11	12	15	10
Don't know	12	8	8	10	11	11	15	13	11	9	12	14	13	16	18	16	12	22

Plant and animal species

	March 2018	Oct 2017	May 2017	Nov 2016	March 2016	March 2015	Oct 2014	April 2014	Nov 2013	April 2013	Sept 2012	March 2012	Nov 2011	May 2011	June 2010	Jan 2010	Nov 2008
(Unweighted base)	(1,278)	(1,304)	(1,266)	(1,226)	(1,204)	(1,263)	(1,275)	(1,013)	(830)	(1,045)	(1,061)	(1,008)	(1,000)	(1,010)	(1,024)	(1,001)	(2,164)
	%	%	%	%	%	%	%	%	%	%	%	%	%	%	%	%	%
A great deal	53	54	49	50	48	42	44	47	46	39	43	43	41	38	40	43	45
A moderate amount	18	21	22	19	23	21	20	19	19	24	25	21	19	18	21	19	17
Only a little	9	9	10	10	9	12	10	12	11	13	11	13	16	12	12	11	8
Not at all	9	8	11	11	11	12	13	12	15	13	8	10	10	12	13	15	9
Don't know	10	8	8	9	10	13	12	11	8	10	13	12	15	17	15	12	20

(Base: Americans 18+)**How often do you discuss global warming with your family and friends?**

	March 2018	Oct 2017	May 2017	Nov 2016	March 2016	Oct 2015	March 2015	Oct 2014	April 2014	Nov 2013	April 2013	Sept 2012	March 2012	Nov 2011	May 2011	June 2010	Jan 2010	Nov 2008
(Unweighted base)	(1,278)	(1,304)	(1,266)	(1,226)	(1,204)	(1,330)	(1,263)	(1,275)	(1,013)	(830)	(1,045)	(1,061)	(1,008)	(1,000)	(1,010)	(1,024)	(1,001)	(2,164)
	%	%	%	%	%	%	%	%	%	%	%	%	%	%	%	%	%	%
Often	5	6	5	6	4	5	3	3	4	3	4	3	5	4	4	5	5	5
Occasionally	30	32	28	27	27	30	23	24	28	23	28	26	24	26	26	30	29	35
Rarely	34	37	36	36	36	33	38	36	39	38	39	38	40	39	41	39	34	33
Never	31	25	31	31	32	32	36	37	29	34	28	34	30	29	28	25	30	26

(Base: Americans 18+)**Do any of the following keep you from talking about global warming with your family and friends?****(If applicable) Of the reasons you identified, which one is most likely to keep you from talking about global warming with your family and friends?**

	March 2018	
(Unweighted base)	(1,278)	
	%	
	Most likely	Yes
Global warming never comes up in conversation	8	35
We already agree about global warming	12	33
I don't know enough about global warming to talk about it	11	28
They are not interested in global warming	4	27
Global warming is too political	5	26
It has never occurred to me to talk about global warming	3	25
I can't change their minds	3	23
I don't want to start an argument	4	21
Talking about global warming won't solve anything	3	20
I am not interested in global warming	3	20
I don't think global warming is important enough to talk about it	2	16
I don't know how to bring up the issue	1	14
I don't have an opinion about global warming	1	14
I don't think global warming is happening	3	14
They disagree with me about global warming	1	13
They would criticize me	1	10
Talking about global warming makes me uncomfortable	*	8
Other (please specify)	1	1
<i>None of these things would keep me from talking about global warming/No reason selected</i>		40

(Base: Americans 18+)

About how often do you hear about global warming in the media (TV, movies, radio, newspapers/news websites, magazines, etc.)?

	March 2018	Oct 2017	May 2017
(Unweighted base)	(1,278)	(1,304)	(1,266)
	%	%	%
At least once a week	20	24	23
At least once a month	23	28	20
Several times a year	28	25	26
Once a year or less often	9	7	9
Never	7	3	9
Not sure/No answer	13	13	13

(Base: Americans 18+)

About how often do you hear other people you know (your family, friends, co-workers, etc.) talk about global warming?

	March 2018	Oct 2017	May 2017
(Unweighted base)	(1,278)	(1,304)	(1,266)
	%	%	%
At least once a week	5	7	6
At least once a month	15	17	13
Several times a year	24	24	21
Once a year or less often	20	21	22
Never	22	18	28
Not sure/No answer	14	12	11

(Base: Americans 18+)**How important is the issue of global warming to you personally?**

	March 2018	Oct 2017	May 2017	Nov 2016	March 2016	Oct 2015	March 2015	Oct 2014	April 2014	Nov 2013	April 2013	Sept 2012	March 2012	Nov 2011	May 2011	June 2010	Jan 2010	Nov 2008
(Unweighted base)	(1,278)	(1,304)	(1,266)	(1,226)	(1,204)	(1,330)	(1,263)	(1,275)	(1,013)	(830)	(1,045)	(1,061)	(1,008)	(1,000)	(1,010)	(1,024)	(1,001)	(2,164)
	%	%	%	%	%	%	%	%	%	%	%	%	%	%	%	%	%	%
Extremely important	10	12	10	10	9	7	6	5	8	8	8	6	6	6	7	6	5	10
Very important	18	19	16	17	17	18	15	16	17	14	13	17	14	13	15	18	14	20
Somewhat important	35	37	38	34	35	37	35	37	38	33	36	36	40	40	37	38	37	39
Not too important	22	19	22	22	22	21	24	24	21	25	24	24	23	24	24	24	23	18
Not at all important	15	14	15	16	17	17	20	18	16	18	18	17	15	15	14	14	19	11

(Base: Americans 18+)**How much had you thought about global warming before today?**

	March 2018	Oct 2017	May 2017	Nov 2016	March 2016	Oct 2015	March 2015	Oct 2014	April 2014	Nov 2013	April 2013	Sept 2012	March 2012	Nov 2011	May 2011	June 2010	Jan 2010	Nov 2008
(Unweighted base)	(1,278)	(1,304)	(1,266)	(1,226)	(1,204)	(1,330)	(1,263)	(1,275)	(1,013)	(830)	(1,045)	(1,061)	(1,008)	(1,000)	(1,010)	(1,024)	(1,001)	(2,164)
	%	%	%	%	%	%	%	%	%	%	%	%	%	%	%	%	%	%
A lot/Some	50	54	50	47	51	50	44	45	51	45	47	49	44	44	45	55	45	55
A lot	20	22	18	20	16	17	15	14	16	14	16	17	15	14	12	17	14	20
Some	30	32	31	27	35	34	29	31	35	31	30	32	30	30	33	37	30	35
A little/Not at all	50	46	50	53	49	50	56	55	49	54	53	51	55	54	53	45	53	45
A little	34	32	33	37	33	33	35	35	34	37	37	34	39	38	37	32	35	32
Not at all	16	14	17	16	16	17	21	20	15	17	16	17	16	16	16	13	18	12

(Base: Americans 18+)**Which of the following statements comes closest to your view?**

	March 2018	Oct 2017	May 2017	Nov 2016	March 2016	Oct 2015	March 2015	Oct 2014	April 2014	Nov 2013	April 2013	Sept 2012	March 2012	Nov 2011	May 2011	June 2010	Jan 2010	Nov 2008
(Unweighted base)	(1,278)	(1,304)	(1,266)	(1,226)	(1,204)	(1,330)	(1,263)	(1,275)	(1,013)	(830)	(1,045)	(1,061)	(1,008)	(1,000)	(1,010)	(1,024)	(1,001)	(2,164)
	%	%	%	%	%	%	%	%	%	%	%	%	%	%	%	%	%	%
Humans can reduce global warming, and we are going to do so successfully	6	5	7	5	6	4	6	7	6	5	3	5	4	4	5	4	10	6
Humans could reduce global warming, but it's unclear at this point whether we will do what's needed	49	48	48	48	47	42	46	44	42	40	45	49	45	45	40	46	43	50
Humans could reduce global warming, but people aren't willing to change their behavior, so we're not going to	22	25	24	23	25	26	24	22	25	25	24	22	21	24	24	21	17	22
Humans can't reduce global warming, even if it is happening	14	15	12	15	13	18	12	17	16	16	16	15	19	15	18	18	15	16
Global warming isn't happening	9	7	8	9	8	9	13	10	10	13	11	8	9	9	10	10	13	5

(Base: Americans 18+)

Which of the following reasons to reduce global warming, if any, are most important to you? Please select up to three reasons.

(If applicable) Of the reasons you selected, which one is most important to you?

	March 2018		May 2017	
(Unweighted base)	(1,278)		(1,266)	
	%		%	
	Most important reason	Three most important reasons	Most important reason	Three most important reasons
Provide a better life for our children and grandchildren	24	45	24	44
Prevent the destruction of most life on the planet	16	33	16	34
Protect God's creation	12	20	13	21
<i>Not applicable because global warming isn't happening</i>	--	12	--	11
Help prevent extreme weather	8	32	6	27
Save many plant and animal species from extinction	6	32	7	31
Improve people's health	6	21	5	23
Save many people around the world from poverty and starvation	4	15	4	16
Help free us from dependence on foreign oil	3	10	4	17
Protect my own health and well being	3	10	3	12
<i>None chosen</i>	--	3	--	2
Improve our national security	2	3	2	4
Create green jobs and a stronger economy	1	10	3	15

(Base: Americans 18+)**In your opinion, do you think global warming is...****An environmental issue**

	March 2018	Oct 2017	Nov 2016	March 2016	Oct 2015	March 2015
(Unweighted base)	(1,278)	(1,304)	(1,226)	(1,204)	(1,330)	(1,263)
	%	%	%	%	%	%
Yes	74	78	76	78	78	76
No	11	11	11	10	11	11
Not sure	14	10	11	12	11	12
No answer	2	2	1	1	1	1

A scientific issue

	March 2018	Oct 2017	Nov 2016	March 2016	Oct 2015	March 2015
(Unweighted base)	(1,278)	(1,304)	(1,226)	(1,204)	(1,330)	(1,263)
	%	%	%	%	%	%
Yes	68	71	70	71	73	71
No	14	15	15	14	13	13
Not sure	16	13	14	14	14	15
No answer	2	2	1	1	1	2

An agricultural (farming, food) issue

	March 2018	Oct 2017	Nov 2016	March 2016	Oct 2015	March 2015
(Unweighted base)	(1,278)	(1,304)	(1,226)	(1,204)	(1,330)	(1,263)
	%	%	%	%	%	%
Yes	62	66	65	62	65	64
No	19	19	20	22	17	19
Not sure	16	14	15	15	16	16
No answer	2	1	1	1	1	2

A severe weather issue

	March 2018	Oct 2017	Nov 2016	March 2016
(Unweighted base)	(1,278)	(1,304)	(1,226)	(1,204)
	%	%	%	%
Yes	61	65	61	63
No	19	19	23	19
Not sure	17	15	15	17
No answer	2	1	1	1

(Base: Americans 18+)**In your opinion, do you think global warming is... (Cont'd.)****A health issue**

	March 2018	Oct 2017	Nov 2016	March 2016	Oct 2015	March 2015
(Unweighted base)	(1,278)	(1,304)	(1,226)	(1,204)	(1,330)	(1,263)
	%	%	%	%	%	%
Yes	60	62	62	61	62	58
No	21	23	22	22	21	24
Not sure	17	13	15	16	16	17
No answer	2	2	1	1	1	2

A political issue

	March 2018	Oct 2017	Nov 2016	March 2016	Oct 2015	March 2015
(Unweighted base)	(1,278)	(1,304)	(1,226)	(1,204)	(1,330)	(1,263)
	%	%	%	%	%	%
Yes	58	60	56	56	56	54
No	23	24	28	27	26	27
Not sure	17	14	15	16	17	17
No answer	2	2	1	1	1	2

An economic issue

	March 2018	Oct 2017	Nov 2016	March 2016	Oct 2015	March 2015
(Unweighted base)	(1,278)	(1,304)	(1,226)	(1,204)	(1,330)	(1,263)
	%	%	%	%	%	%
Yes	57	60	60	61	63	60
No	22	23	23	23	19	22
Not sure	19	15	16	15	17	16
No answer	2	2	1	1	1	2

A moral issue

	March 2018	Oct 2017	Nov 2016	March 2016	Oct 2015	March 2015
(Unweighted base)	(1,278)	(1,304)	(1,226)	(1,204)	(1,330)	(1,263)
	%	%	%	%	%	%
Yes	41	41	37	39	41	35
No	36	42	45	41	39	44
Not sure	20	15	17	19	19	19
No answer	2	2	1	1	1	2

(Base: Americans 18+)**In your opinion, do you think global warming is... (Cont'd.)****A social justice (fairness issue)**

	March 2018	Oct 2017	Nov 2016	March 2016	Oct 2015	March 2015
(Unweighted base)	(1,278)	(1,304)	(1,226)	(1,204)	(1,330)	(1,263)
	%	%	%	%	%	%
Yes	29	26	24	23	27	23
No	46	51	52	51	46	53
Not sure	24	20	22	25	25	22
No answer	2	2	1	1	1	2

A poverty issue

	March 2018	Oct 2017	Nov 2016	March 2016	Oct 2015	March 2015
(Unweighted base)	(1,278)	(1,304)	(1,226)	(1,204)	(1,330)	(1,263)
	%	%	%	%	%	%
Yes	28	28	25	27	26	24
No	47	52	54	51	50	53
Not sure	23	18	20	22	24	21
No answer	2	2	1	1	1	2

A national security issue

	March 2018	Oct 2017	Nov 2016	March 2016	Oct 2015	March 2015
(Unweighted base)	(1,278)	(1,304)	(1,226)	(1,204)	(1,330)	(1,263)
	%	%	%	%	%	%
Yes	25	29	27	26	23	26
No	49	50	53	51	50	53
Not sure	24	19	19	21	26	20
No answer	2	2	1	1	1	1

A religious issue

	March 2018	Oct 2017	Nov 2016	March 2016	Oct 2015	March 2015
(Unweighted base)	(1,278)	(1,304)	(1,226)	(1,204)	(1,330)	(1,263)
	%	%	%	%	%	%
Yes	13	9	8	10	12	10
No	64	77	73	71	67	71
Not sure	20	12	17	17	20	18
No answer	3	2	1	1	1	2

(Base: Americans 18+)**Which statement below best reflects your view?**

**[For those who respond "global warming is affecting weather in the United States]
How much do you think global warming is affecting weather in the United States?**

	March 2018	Oct 2017	May 2017	Nov 2016	March 2016	April 2014	Nov 2013	April 2013
(Unweighted base)	(1,278)	(1,304)	(1,266)	(1,226)	(1,204)	(1,013)	(830)	(1,045)
	%	%	%	%	%	%	%	%
Global warming is affecting the weather in the United States (Total)	61	64	59	60	60	57	56	58
<i>A lot</i>	29	33	25	24	24	22	22	23
<i>Some</i>	25	23	28	26	28	25	26	27
<i>A little</i>	6	6	5	8	7	9	6	6
<i>Don't know/Refused</i>	1	2	2	2	1	2	2	2
Global warming is not affecting weather in the United States	5	6	5	7	5	8	7	7
Global warming isn't happening	9	8	10	9	9	10	13	10
Don't know	18	18	21	21	20	19	17	19
Prefer not to answer	6	5	5	4	5	5	5	5

(Base: Americans 18+)**How worried are you that the following might harm your local area?****Extreme heat**

	March 2018
(Unweighted base)	(1,278)
	%
Very worried	13
Moderately worried	21
A little worried	29
Not at all worried	36
No answer	1

Droughts

	March 2018
(Unweighted base)	(1,278)
	%
Very worried	11
Moderately worried	19
A little worried	31
Not at all worried	39
No answer	1

Flooding

	March 2018
(Unweighted base)	(1,278)
	%
Very worried	7
Moderately worried	22
A little worried	31
Not at all worried	39
No answer	1

Water shortages

	March 2018
(Unweighted base)	(1,278)
	%
Very worried	9
Moderately worried	17
A little worried	25
Not at all worried	48
No answer	1

(Base: Americans 18+)**How worried are you that the following might harm your local area? (Cont'd.)****Wildfires**

	March 2018
(Unweighted base)	(1,278)
	%
Very worried	9
Moderately worried	12
A little worried	21
Not at all worried	57
No answer	1

Hurricanes

	March 2018
(Unweighted base)	(1,278)
	%
Very worried	9
Moderately worried	12
A little worried	17
Not at all worried	62
No answer	1

Reduced snow pack

	March 2018
(Unweighted base)	(1,278)
	%
Very worried	5
Moderately worried	10
A little worried	16
Not at all worried	68
No answer	1

Appendix II: Survey Method

The data in this report are based on a nationally representative survey of 1,278 American adults, aged 18 and older. The survey was conducted March 7 – 24, 2018. All questionnaires were self-administered by respondents in a web-based environment. The survey took, on average, 26 minutes to complete.

The sample was drawn from GfK’s KnowledgePanel®, an online panel of members drawn using probability sampling methods. Prospective members are recruited using a combination of random digit dial and address-based sampling techniques that cover virtually all (non-institutional) resident phone numbers and addresses in the United States. Those contacted who would choose to join the panel but do not have access to the Internet are loaned computers and given Internet access so they may participate.

The sample therefore includes a representative cross-section of American adults – irrespective of whether they have Internet access, use only a cell phone, etc. Key demographic variables were weighted, post survey, to match U.S. Census Bureau norms.

The survey instrument was designed by Anthony Leiserowitz, Seth Rosenthal, and Matthew Cutler of Yale University, and Edward Maibach, Connie Roser-Renouf, and John Kotcher of George Mason University.

Sample details and margins of error

All samples are subject to some degree of sampling error – that is, statistical results obtained from a sample can be expected to differ somewhat from results that would be obtained if every member of the target population were interviewed. Average margins of error for each wave, at the 95% confidence level, are plus or minus 3 percentage points except where noted.

- March 2018: Fielded March 7 – March 24 (n=1,278)
- October 2017: Fielded October 20 – November 1 (n=1,304)
- May 2017: Fielded May 18 – June 6 (n=1,266)
- November 2016: Fielded November 18 – December 1 (n=1,226).
- March 2016: Fielded March 18 – 31 (n=1,204).
- October 2015: Fielded September 30 – October 19 (n=1,330).
- March 2015: Fielded February 27 – March 10 (n=1,263).
- October 2014: Fielded October 17 – 28 (n=1,275).
- April 2014: Fielded April 15 – 22 (n=1,013).
- November 2013: Fielded November 23 – December 9 (n=830).
- April 2013: Fielded April 10 – 15 (n=1,045).
- September 2012: Fielded August 31 – September 12 (n=1,061).
- March 2012: Fielded March 12 – March 30 (n=1,008).
- November 2011: Fielded October 20 – November 16 (n=1,000).
- May 2011: Fielded April 23 – May 12 (n=1,010).
- June 2010: Fielded May 14 – June 1 (n=1,024).
- January 2010: Fielded December 24, 2009 – January 3, 2010 (n=1,001).
- November 2008: Fielded October 7 – November 12 (n=2,164).
 - Data were collected over two periods: from October 7 – October 20 and from October 24 – November 12. Margin of error plus or minus 2 percentage points.

Rounding error

For tabulation purposes, percentage points are rounded to the nearest whole number. As a result, percentages in a given chart may total slightly higher or lower than 100%. Summed response categories (e.g., "strongly agree" + "somewhat agree") are rounded after sums are calculated (e.g., 1.3% + 1.3% = 2.6%, which, after rounding = 3%).

Appendix III: Sample Demographics

	N (unweighted)	% (weighted)
Total	1,278	100
Men	609	48
Women	669	52
iGen (18-21)	56	8
Millennial (22-37)	243	25
Generation X (38-53)	285	25
Baby Boomer (54-72)	546	34
Silent Generation (73+)	148	8
Less than high school	92	11
High school graduate	361	29
Some college/Associate degree/Technical degree	380	28
College graduate	231	17
Post graduate	214	15
<\$25K	189	15
\$25K - <\$50K	278	20
\$50K - <\$75K	234	17
\$75K - <\$100K	181	14
\$100K - <\$125K	149	12
\$125K+	247	22
White, non-Hispanic	934	64
Black, African-American non-Hispanic	111	12
Hispanic	149	16
Other non-Hispanic	84	8
Northeast	235	18
Midwest	298	21
South	443	38
West	302	24

